
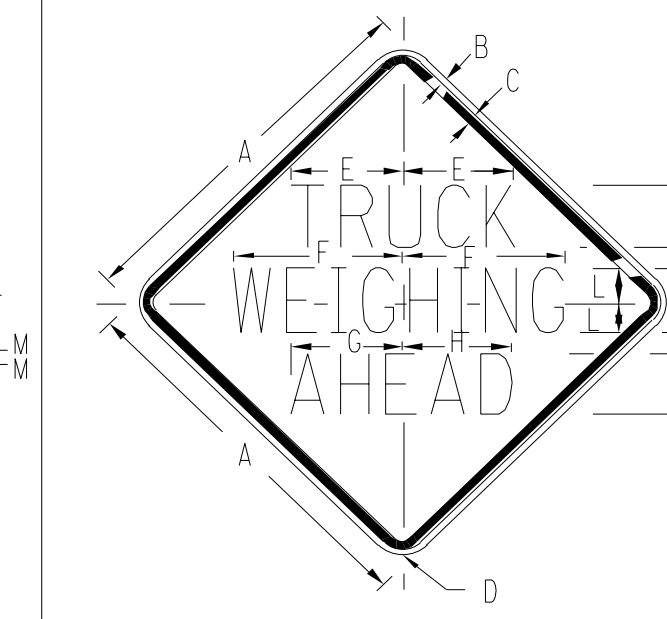
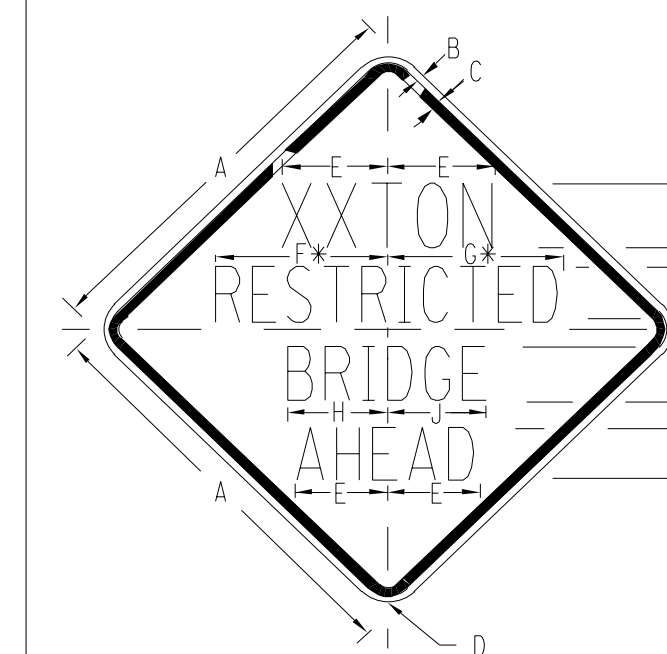
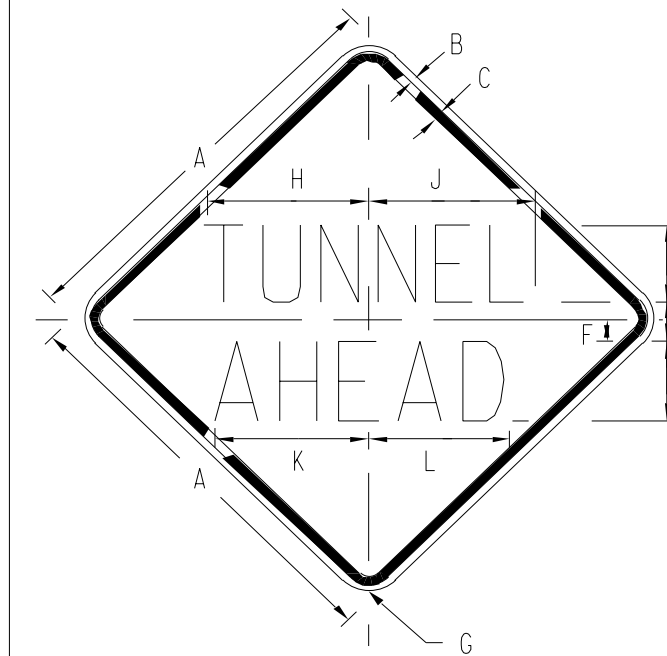
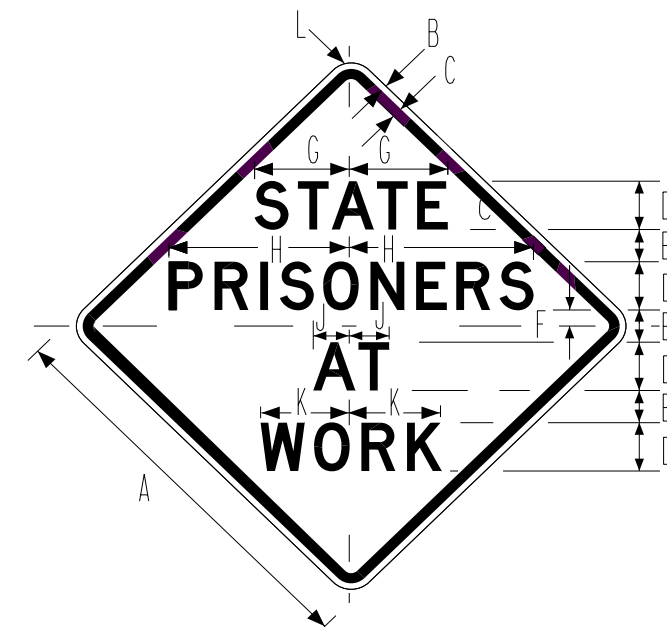
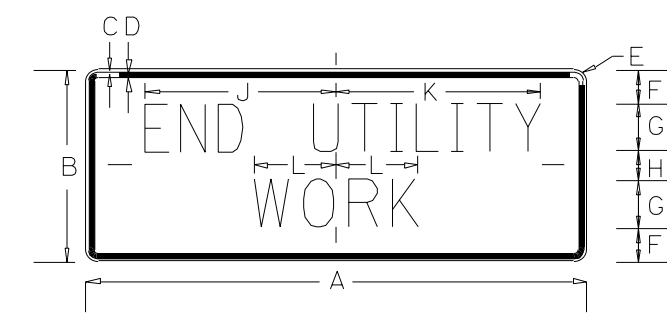
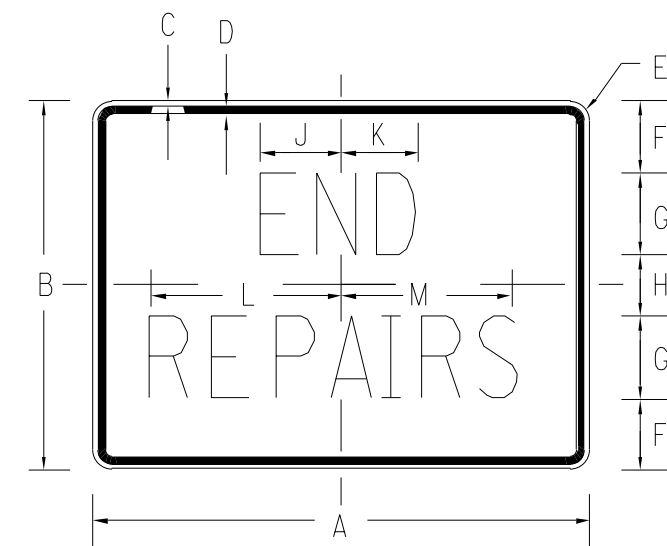
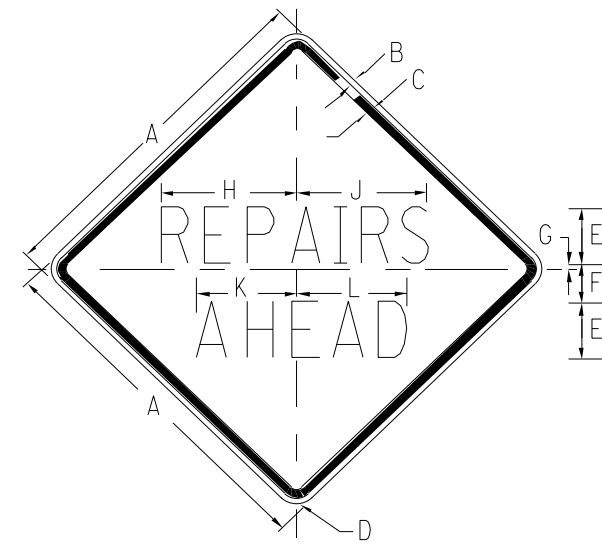


LEGEND



SIGN	DIMENSION (INCHES)						
	A	B	C	D	E	F	G
MIN.	30	.5	.75	1.875	5Dm	3	.125
STD.	36	.625	.875	2.25	6Dm	4	.313
EXPWY.	48	.75	1.25	3	8Dm	5.5	.563
	H	J	K	L			
MIN.	13.42	14.42	10.68	11.68			
STD.	16.2	17.21	12.92	13.92			
EXPWY.	21.78	22.78	17.39	18.39			

SIGN	DIMENSIONS (INCHES)						
	A	B	C	D	E	F	G
MIN.	30	18	.375	.625	1.5	2.625	5Dm
STD.	36	24	.375	.625	1.5	4.25	6Dm
EXPWY.	48	36	.5	.75	1.875	7	8Dm
	H	J	K	L	M		
MIN.	2.75	5.64	5.64	12.95	12.95		
STD.	3.5	6.76	6.76	15.5	15.5		
EXPWY.	6	9	9	20.72	20.72		

SIGN	DIMENSIONS (INCHES)						
	A	B	C	D	E	F	G
STD.	60	24	.75	.875	3	4.25	6Dm
STD.	3.5	26.11	26.11	10.73			

SIGN	DIMENSIONS (INCHES)						
	A	B	C	D	E	F	G
STD.	36	.625	.875	4Dm	3	1.5	8.063
EXPWY.	48	.75	1.25	6Dm	4	2	12.125
	H	J	K	L			
STD.	15.438	3.125	7.875	2.25			
EXPWY.	23.25	4.75	11.563	3			

SIGN	DIMENSIONS (INCHES)						
	A	B	C	D	E	F	G
STD.	36	.625	.875	6C	4.5	3	2.25
EXPWY.	48	.75	1.25	8C	6	3.5	3
	H	J	K	L	M		
STD.	11.25	13.375	9.875	11.125			
EXPWY.	14.25	17.625	13.25	14.813			

SIGN	DIMENSIONS (INCHES)						
	A	B	C	D	E	F	G
STD.	36	.625	.875	2.25	8.75	14.875	15
STD.	9.5	9.625	5C	2	I		

SIGN	DIMENSIONS (INCHES)						
	A	B	C	D	E	F	G
MIN.	30	.5	.75	1.875	6.875	10.25	6.563
STD.	36	.625	.875	2.25	8.625	12.75	8.25
EXPWY.	48	.75	1.25	3	10.5	15.25	10.5
	H	J	K	L	M	N	O
STD.	6	7.5	4D	I	.5		
EXPWY.	9	10.5	7.5	4D	I	.5	
	P	R	S	T			
STD.	1.5	7.5	24	4.125			
EXPWY.	1.5	7.5	24	4.125			

SIGN	DIMENSIONS (INCHES)						
	A	B	C	D	E	F	G
STD.	24	.5	2	20	1.5		
EXPWY.	30	.75	2.5	25	1.875		
	K	L	M	N	O		
STD.	6	7.5	4D	I	.5		
EXPWY.	9	10.5	7.5	4D	I	.5	
	P	R	S	T			
STD.	1.5	7.5	24	4.125			
EXPWY.	1.5	7.5	24	4.125			

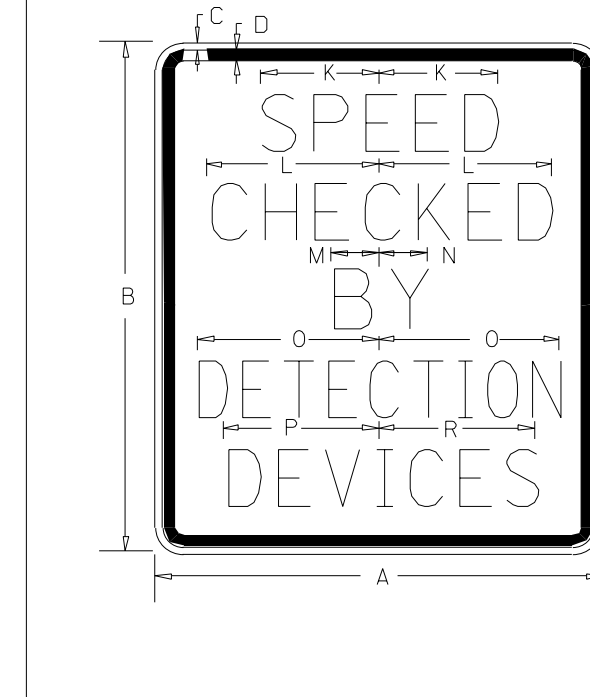
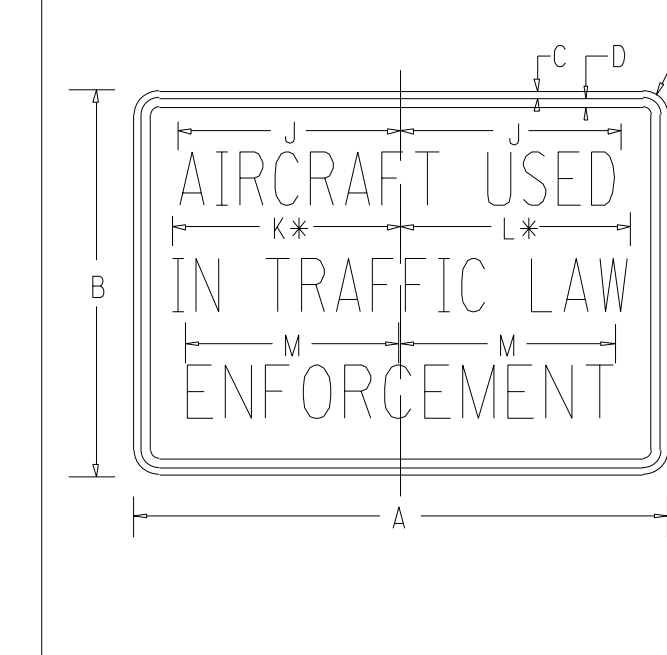
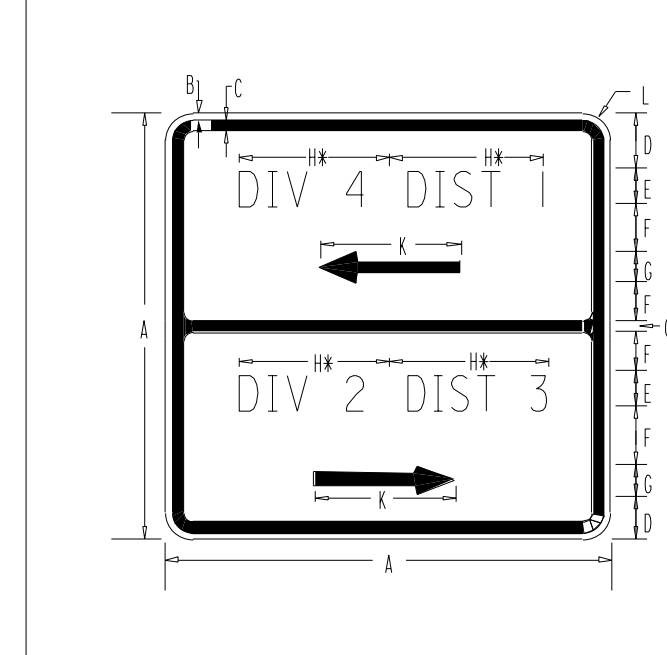
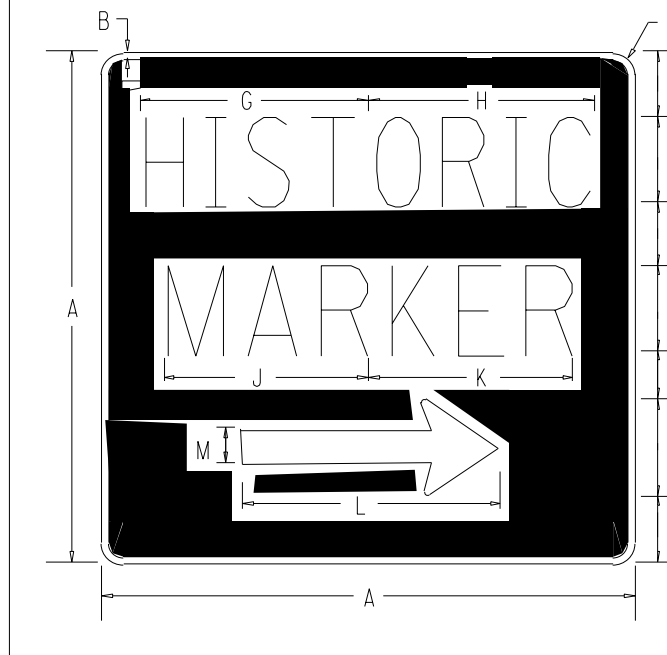
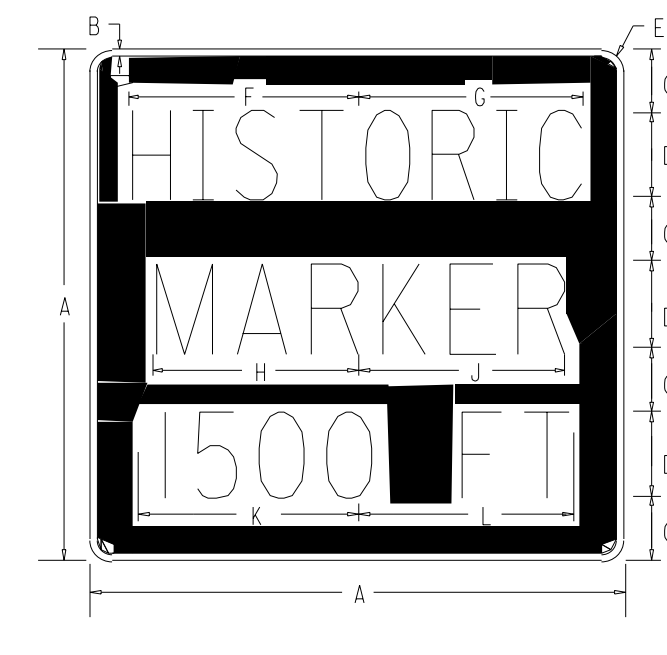
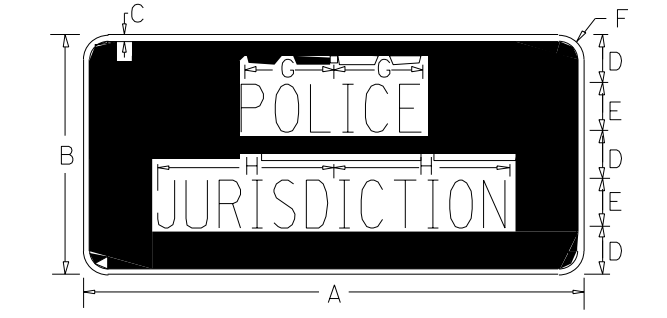
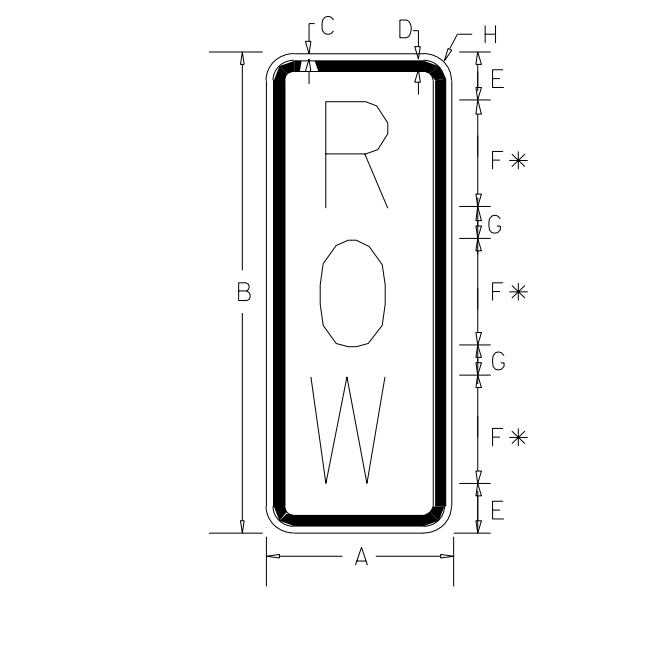
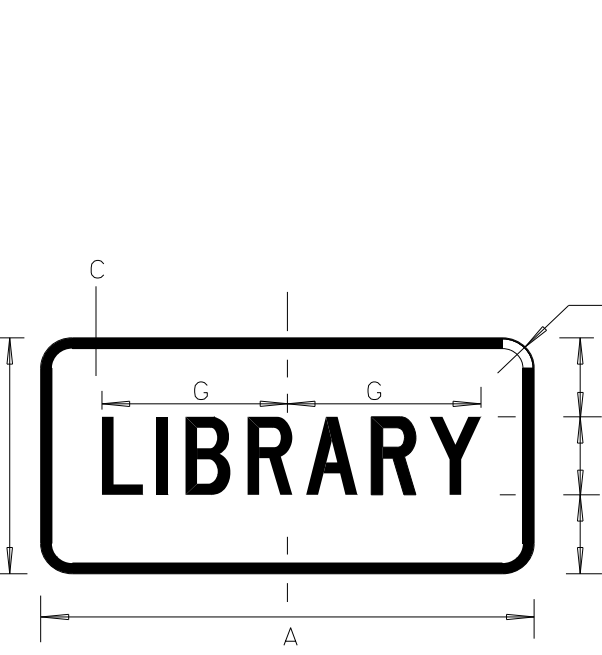
SIGN DESIGNATION	W31-3	W31-4	W31-4a	W33-1	W34-1	W38-1	W38-2	I-4
------------------	-------	-------	--------	-------	-------	-------	-------	-----

REFLECTORIZATION	LEGEND,BORDER (REFL.) BACKGROUND (REFL.)	LEGEND,BORDER (REFL.) BACKGROUND (REFL.)	LEGEND,BORDER (REFL.) BACKGROUND (REFL.)	LEGEND,BORDER (REFL.) BACKGROUND (REFL.)	LEGEND,BORDER (REFL.) BACKGROUND (REFL.)	LEGEND,BORDER (REFL.) BACKGROUND (REFL.)	LEGEND,BORDER (REFL.) BACKGROUND (REFL.)	LEGEND,BORDER (REFL.) BACKGROUND (REFL.)
------------------	---	---	---	---	---	---	---	---

SIGN COLORS	LEGEND,BORDER BLACK BACKGROUND FLUORESCENT ORANGE	LEGEND,BORDER BLACK BACKGROUND FLUORESCENT ORANGE	LEGEND,BORDER BLACK BACKGROUND FLUORESCENT ORANGE	LEGEND,BORDER BLACK BACKGROUND FLUORESCENT ORANGE	LEGEND,BORDER BLACK BACKGROUND YELLOW	LEGEND,BORDER BLACK BACKGROUND YELLOW	LEGEND,BORDER BLACK BACKGROUND YELLOW	LEGEND,BORDER WHITE BACKGROUND GREEN
-------------	--	--	--	--	--	--	--	---

PAY QUANTITY SQUARE FEET	MIN. 6.25 STD. 9.00 EXPWY. 16.00	MIN. 3.75 STD. 6.00 EXPWY. 12.00	STD. 10.00	STD. 9.00 EXPWY. 16.00	STD. 9.00 EXPWY. 16.00	STD. 9.00	MIN. 6.25 STD. 9.00	STD. 4.00 EXPWY. 6.25 SUPP. PANEL 1.00
--------------------------	--	--	------------	---------------------------	---------------------------	-----------	------------------------	--

LEGEND



SIGN	DIMENSIONS (INCHES)						
	A	B	C	D	E	F	G
STD.	24	12	.5	1.5	4	4C	8.878

SIGN	DIMENSIONS (INCHES)						
	A	B	C	D	E	F	G
STD.	10	27	.375	.625	2.75	6C	1.75

SIGN	DIMENSIONS (INCHES)						
	A	B	C	D	E	F	G
STD.	30	15	.375	3	3C	1.5	5.625

SIGN	DIMENSIONS (INCHES)						
	A	B	C	D	E	F	G
STD.	36	.5	4.5	6C	1.5	14.563	15

SIGN	DIMENSIONS (INCHES)						
	A	B	C	D	E	F	G
STD.	36	.5	4.5	6C	1.5	14.563	
	H	J	K	L	M		
STD.	15	12.625	13.188	11.25	12		

SIGN	DIMENSIONS (INCHES)						
	A	B	C	D	E	F	G
STD.	24	.375	.625	2.563	3C	1.563	3
	H	J	K	L	M		
STD.	10	1.125	12	1.5			

SIGN	DIMENSIONS (INCHES)						
	A	B	C	D	E	F	G
STD.	48	36	.625	.875	2.5	5.5	5C
	H	J	K	L	M		
STD.	5	21	19.625	19.75	19.25		

SIGN	DIMENSIONS (INCHES)						
	A	B	C	D	E	F	G
STD.	30	36	.5	.75	3.5	4D	2.25
EXPWY.	48	60	.75	.875	5.25	7D	3.875
	J	K	L	M	N	O	P
STD.	1.875	8.188	11.5	3.313	3.5	11.438	10.375
EXPWY.	3	14.313	20.188	5.875	6.063	20	18.313

SIGN DESIGNATION	I-8P	I-13	I-14	I-18	I-19	I-21	I-30	I-31
------------------	------	------	------	------	------	------	------	------

REFLECTORIZATION	SYMBOL LEGEND & BORDER (REFL.) BACKGROUND (REFL.)	LEGEND,BORDER (REFL.) BACKGROUND (REFL.)	LEGEND,BORDER (REFL.) BACKGROUND (REFL.)	LEGEND,BORDER (REFL.) BACKGROUND (REFL.)	LEGEND,BORDER (REFL.) BACKGROUND (REFL.)	LEGEND,BORDER (REFL.) BACKGROUND (REFL.)	LEGEND,BORDER (REFL.) BACKGROUND (REFL.)	LEGEND,BORDER (REFL.) BACKGROUND (REFL.)
------------------	--	---	---	---	---	---	---	---

SIGN COLORS	SYMBOL LEGEND & BORDER WHITE BACKGROUND WHITE GREEN	LEGEND,BORDER BLACK BACKGROUND WHITE	LEGEND,BORDER WHITE BACKGROUND GREEN	LEGEND,BORDER WHITE BACKGROUND GREEN	LEGEND,BORDER WHITE BACKGROUND GREEN	LEGEND,BORDER BLACK BACKGROUND WHITE	LEGEND,BORDER --- BLACK BACKGROUND --- WHITE	LEGEND,BORDER BLACK BACKGROUND WHITE
-------------	--	---	---	---	---	---	---	---

PAY QUANTITY SQUARE FEET	STD. 2.00	STD. 1.88	STD. 3.13	STD. 9.00	STD. 9.00	STD. 4.00	STD. 12.00	STD. 7.50 EXPWY. 20.00
--------------------------	-----------	-----------	-----------	-----------	-----------	-----------	------------	---------------------------

--SPECIFICATIONS--
CURRENT ALABAMA DEPARTMENT OF TRANSPORTATION

* LETTER SPACING TO BE INCREASED OR DECREASED AS NECESSARY TO CONFORM TO DIMENSIONS INDICATED.

- △ THIS SIGN SHALL BE FABRICATED USING RETROREFLECTIVE SHEETING TYPE 'IV'
- ⓑ THIS SIGN SHALL BE FABRICATED USING RETROREFLECTIVE SHEETING TYPE 'XI'
- Ⓒ THIS SIGN SHALL BE FABRICATED USING RETROREFLECTIVE SHEETING TYPE 'XI', FLUORESCENT

● NOTE: SYMBOL DESIGN AVAILABLE ON REQUEST

▲ NOTE: OPTICALLY SPACE NUMERALS ABOUT VERTICAL

THE SIZES SHOWN IN THE MINIMUM ROWS THAT ARE SMALLER THAN THE SIZES SHOWN IN THE CONVENTIONAL ROAD ROWS SHALL ONLY BE USED ON LOW-SPEED ROADWAYS, ALLEYS AND PRIVATE ROADS OPEN TO PUBLIC TRAVEL WHERE THE REDUCED LEGEND SIZE WOULD BE ADEQUATE FOR THE REGULATION OR WARNING OR WHERE PHYSICAL CONDITIONS PERCLUDE THE USE OF LARGE SIZES.

THIS DRAWING REPRESENTS DESIGNS PREPARED FOR USE BY THE ALABAMA DEPARTMENT OF TRANSPORTATION AND IS NOT TO BE COPIED, REPRODUCED, ALTERED, OR USED BY ANYONE, OR ANY ORGANIZATION, WITHOUT THE EXPRESSED WRITTEN CONSENT OF THE ALABAMA DEPARTMENT OF TRANSPORTATION REPRESENTATIVE AUTHORIZED TO APPROVE THIS USE. ANYONE MAKING UNAUTHORIZED USE OF THIS DRAWING MAY BE PROSECUTED TO THE FULLEST EXTENT OF THE LAW.

<p>REVISIONS</p> <ol style="list-style-type: none"> Deleted all Reflective Sheeting Type designations on 02-11-10 by J.F.T. Revised Sheet, Added, Deleted & Rearranged Signs 09-06-12 by C.J.C. Revised Sheet, Added & Rearranged Signs; changed 'reflective' to 'retroreflective' sheeting on 10-24-13 by C.J.C. Revised 'retroreflective' sheetings on Sign Designations W31-3, W31-4, W31-4a & W33-1 from 'D' to 'C'; revised Sign Designations W34-1, W38-1 & W38-2 from 'C' to 'A' on 06-30-2021 by J.F.T. 	<p>ALABAMA DEPARTMENT OF TRANSPORTATION 1409 COLISEUM BOULEVARD MONTGOMERY, AL 36130-3050</p> <p>DESIGN BUREAU SPECIAL DRAWING</p> <p>ADDITIONAL SIGNS</p> <p>SPECIAL DRAWING NO. BUREAU STD. ENGR. <u>D.J.W.</u> DRAWN BY: _____ DATE DRAWN: _____</p>
---	--

SPECIAL PROJECT DETAIL (SHEET 4 OF 4) INDEX NO.

NOT TO SCALE