REFERENCE PROJECT NUMBER	FISCAL YEAR	SHEET NUMBER

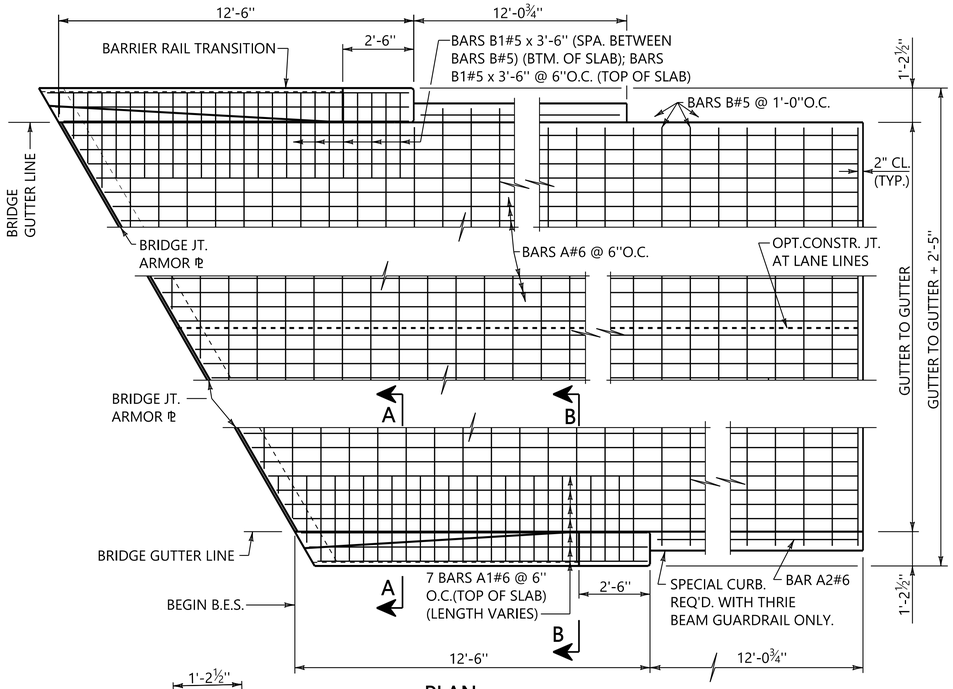

PLAN

SCALE: ⅜"=1'-0"

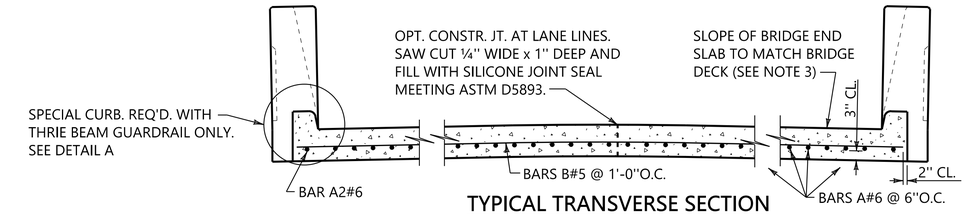

TYPICAL TRANSVERSE SECTION

NTS

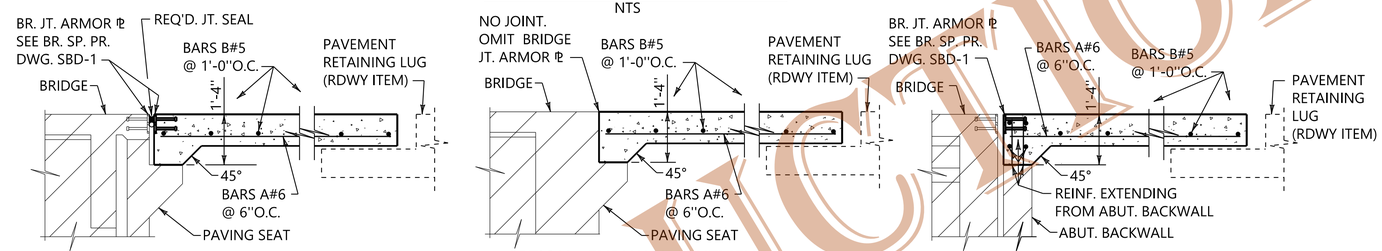

OPTION - BRIDGE JOINT OUTSIDE ABUTMENT BACKWALL

OPTION - ENDWALL ABUTMENT

OPTION - BRIDGE JOINT INSIDE ABUTMENT BACKWALL

TYPICAL LONGITUDINAL SECTIONS

SCALE: ½"=1'-0"

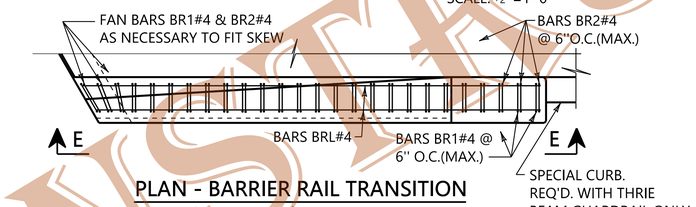

PLAN - BARRIER RAIL TRANSITION

SCALE: ½"=1'-0"

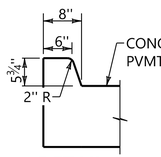

DETAIL A



SPECIAL CURB TAPER DETAIL

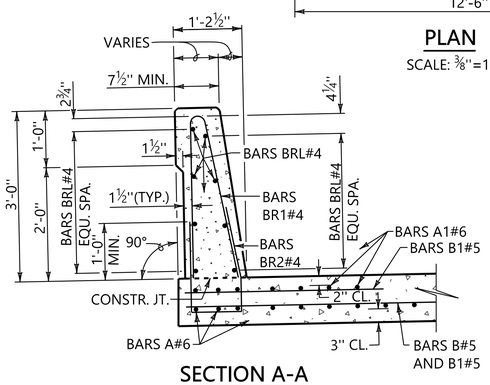

SECTION A-A

SCALE: ¾"=1'-0"

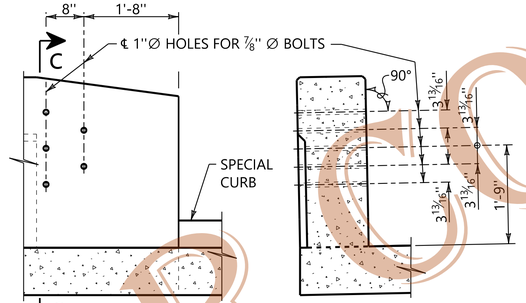

THRIE BEAM CONNECTION TO BRIDGE RAIL

SCALE: ¾"=1'-0"

SECTION C-C

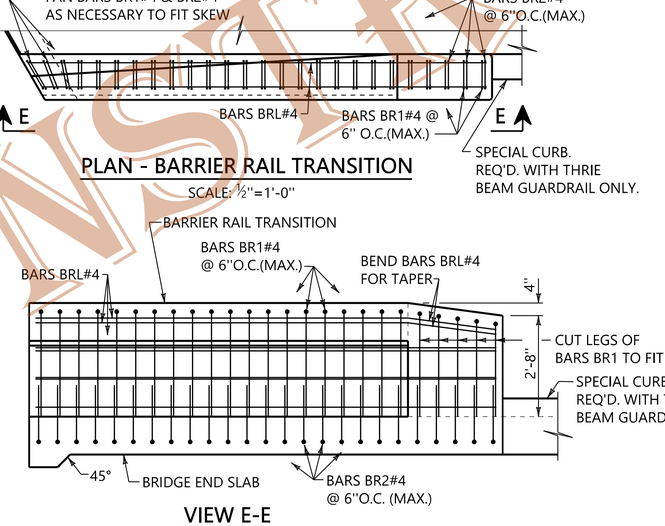

VIEW E-E

SCALE: ½"=1'-0"

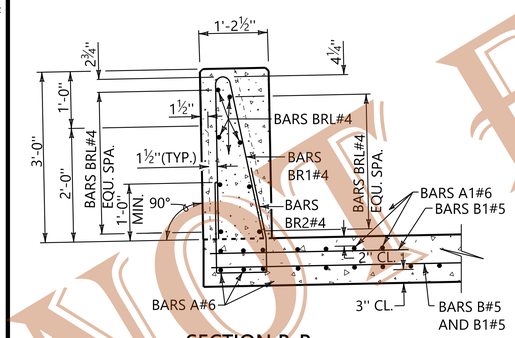

SECTION B-B

SCALE: ¾"=1'-0"

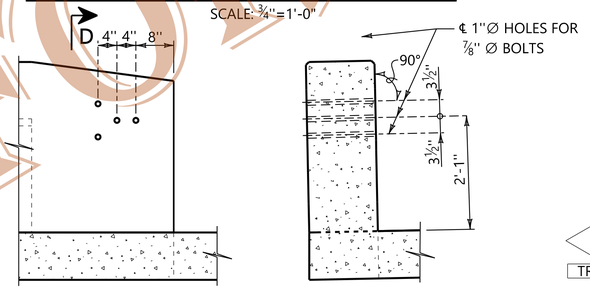

W-BEAM CONNECTION TO BRIDGE RAIL

SCALE: ¾"=1'-0"

SECTION D-D

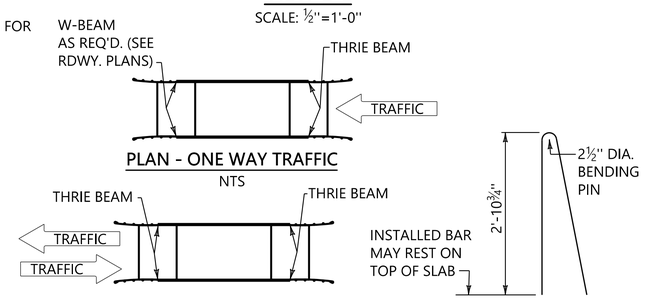

PLAN - ONE WAY TRAFFIC

NTS

PLAN - TWO WAY TRAFFIC

NTS

GUARDRAIL CONNECTION LOCATIONS

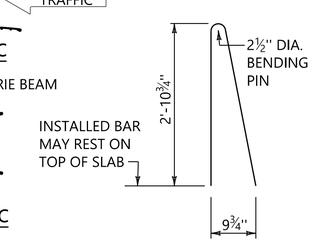

BARS BR1#4

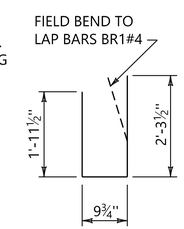

BARS BR2#4

NOTES

1. THE CONTRACTOR CAN USE A CONSTRUCTION JOINT IN THE BRIDGE END SLAB IF SO DESIRED. CONSTRUCTION JOINTS SHALL COINCIDE WITH LANE LINES. CONTRACTOR SHALL ENSURE THAT 1" DEEP SAW LINES FOLLOW CONSTRUCTION JOINT LINES.
2. TRANSVERSE BARS B SHALL BE CONTINUOUS ACROSS WIDTH OF SLAB. WHERE IT IS NECESSARY TO USE MORE THAN ONE (1) LENGTH OF BAR, BARS SHALL BE SPLICED 30 DIAMETER MINIMUM.
3. IN THE EVENT THAT THE BRIDGE AND ROADWAY CROWN LINES DO NOT MATCH UP, THE FINISHED CROWN OF THE BRIDGE END SLAB SHALL CONFORM TO THE CROWN OF THE BRIDGE DECK AT THE END ADJACENT TO THE BRIDGE AND TO THE ROADWAY CROWN AT THE END ADJACENT TO THE PAVEMENT. THE CROWN SHALL VARY UNIFORMLY.
4. COST OF BRIDGE JOINT ARMOR PLATES SHALL BE INCLUDED IN PAY ITEM 508A. SHOP DRAWINGS PER THE STANDARD SPECIFICATIONS ARE REQUIRED.
5. COST OF CONCRETE AND STEEL REINFORCEMENT FOR BRIDGE END SLAB, TYPE SPECIAL CURB AND BARRIER RAIL TRANSITION SHALL BE INCLUDED IN THE PAY ITEM 450B. CONCRETE SHALL BE CLASS B.
6. CONCRETE THICKNESS FOR SKEWED SLABS SHALL BE AS FOLLOWS: 0° TO 15°, 10" THICK; 15° TO 33° SKEW, 10" TO 11" THICK; GREATER THAN 33°, 10" TO 14" THICK. SLABS SHALL INCREASE IN THICKNESS ON LONG SIDE. THICKNESS SHALL VARY TRANSVERSALLY FROM LONG SIDE TO SHORT SIDE IN A UNIFORM MANNER.

ASSISTANT BRIDGE ENGINEER	BRIDGE ENGINEER
1/28/25 DATE	1/28/25 DATE

NOT FOR CONSTRUCTION

ALABAMA DEPARTMENT OF TRANSPORTATION

ALDOT ORIGINAL CONTRACT DRAWINGS BRIDGE BUREAU

REVISIONS

THIS DRAWING REPLACES BES-450(IJ)CP AND BES-450(OJ)CP
MJH 12-13-24

THIS BRIDGE SPECIAL PROJECT DRAWING FOR USE ONLY ON:
PROJECT NO. _____
COUNTY(S) _____

THESE DRAWINGS REPRESENT DESIGNS PREPARED FOR USE BY THE ALABAMA DEPARTMENT OF TRANSPORTATION AND ARE NOT TO BE COPIED, REPRODUCED, ALTERED, OR USED BY ANYONE, OR ANY ORGANIZATION, WITHOUT THE EXPRESSED WRITTEN CONSENT OF THE ALABAMA DEPARTMENT OF TRANSPORTATION REPRESENTATIVE AUTHORIZED TO APPROVE SUCH USE. ANYONE MAKING UNAUTHORIZED USE OF THESE DRAWINGS MAY BE PROSECUTED TO THE FULLEST EXTENT OF THE LAW.

BRIDGE END SLAB DETAILS FOR USE WITH CONCRETE PAVEMENT

BRIDGE SPECIAL PROJECT DRAWING

BES-CP

\\brvms002\BridgeStandardsSpecial\Bridge Special DGN Files\2025 DGN\New for 2025\BES-CP Bridge End Slab Details.dgn
PLOTTED: 27-Jan-25 at 14:06