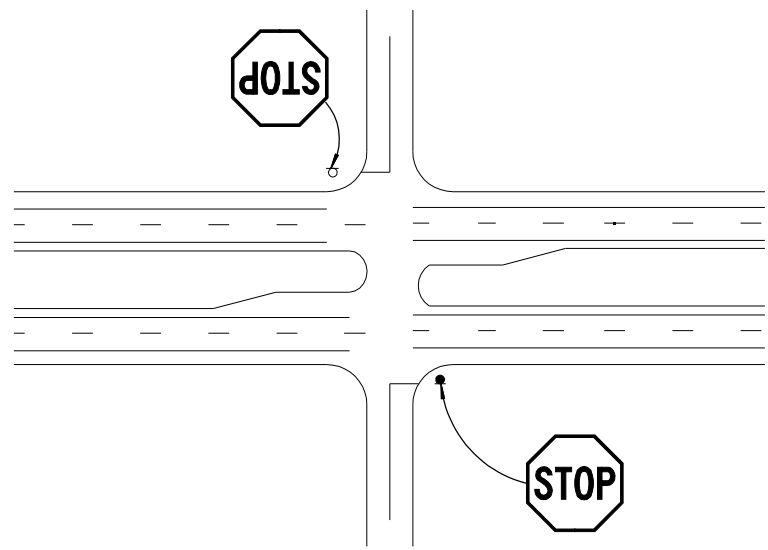
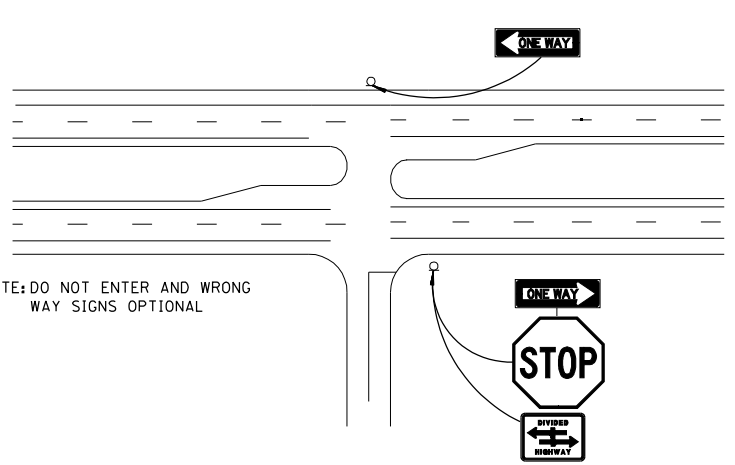


REFERENCE PROJECT NO	FISCAL YEAR	SHEET NO

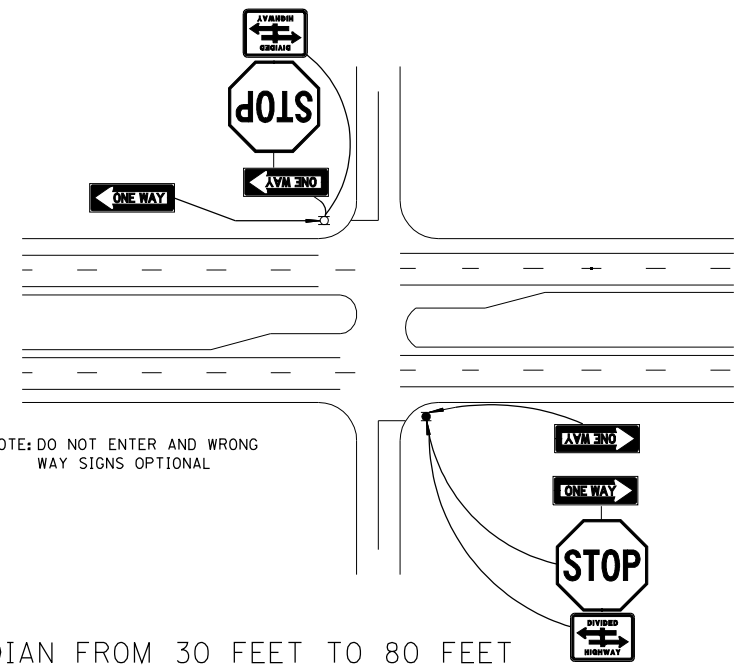


MEDIAN UNDER 30 FEET FOR A CROSSROAD



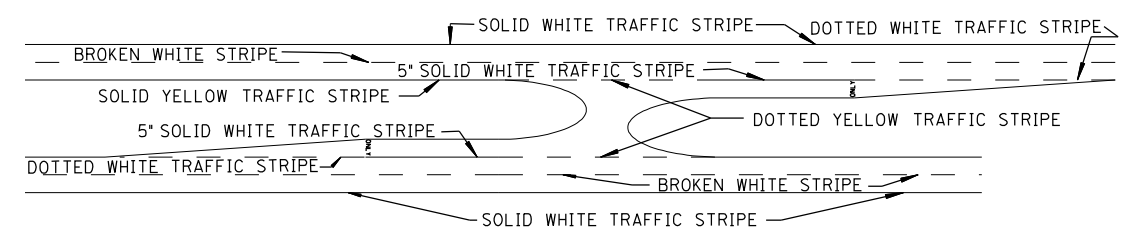
NOTE: DO NOT ENTER AND WRONG WAY SIGNS OPTIONAL

T-INTERSECTION MEDIAN FROM 30 FEET TO 80 FEET

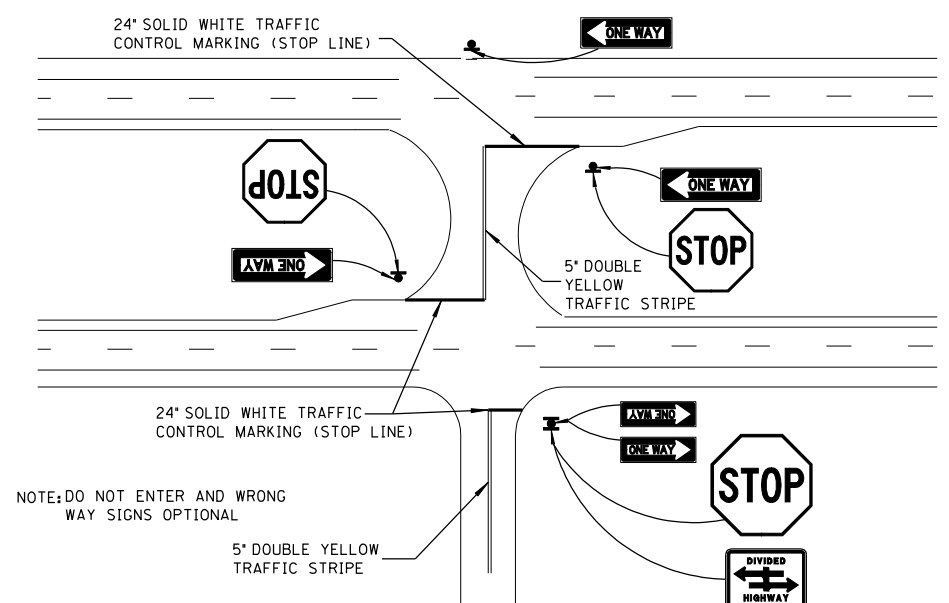


NOTE: DO NOT ENTER AND WRONG WAY SIGNS OPTIONAL

MEDIAN FROM 30 FEET TO 80 FEET

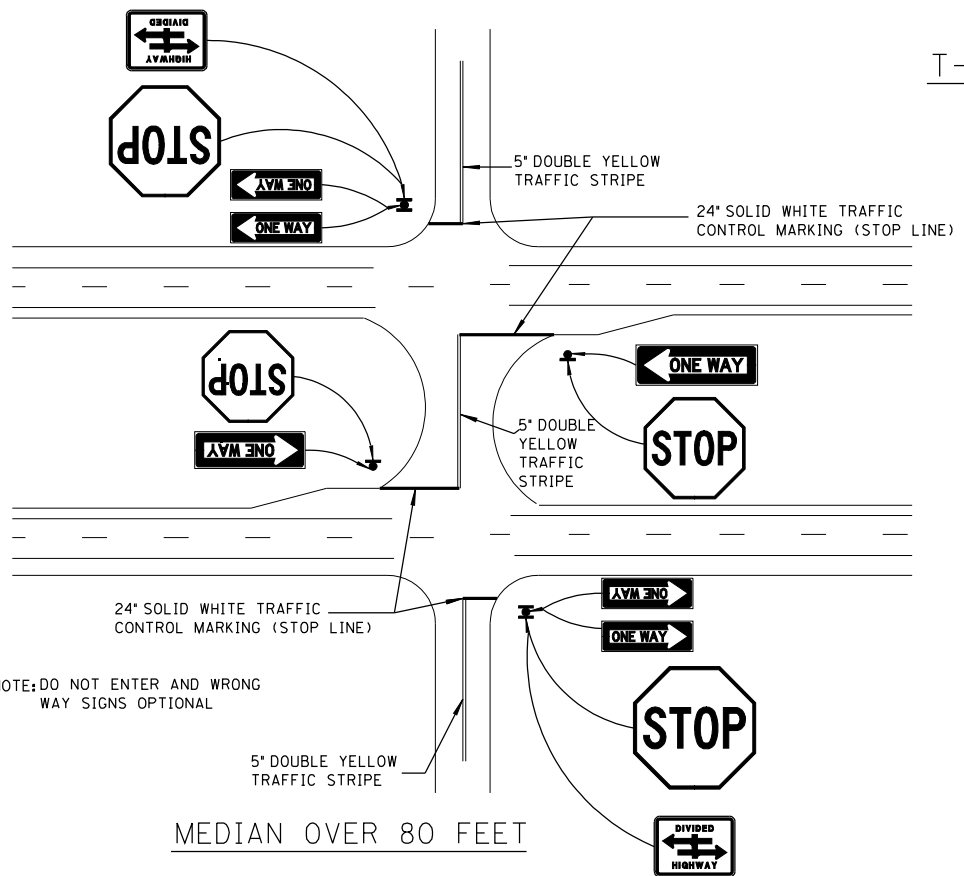


TYPICAL STRIPING DETAIL FOR CROSSOVERS



NOTE: DO NOT ENTER AND WRONG WAY SIGNS OPTIONAL

T-INTERSECTION MEDIAN OVER 80 FEET



NOTE: DO NOT ENTER AND WRONG WAY SIGNS OPTIONAL

MEDIAN OVER 80 FEET

NOTES
1. These layouts should be used in a rural condition and may be used in an urban condition.

--SPECIFICATIONS--
CURRENT ALABAMA DEPARTMENT OF TRANSPORTATION

THIS DRAWING REPRESENTS DESIGNS PREPARED FOR USE BY THE ALABAMA DEPARTMENT OF TRANSPORTATION AND IS NOT TO BE COPIED, REPRODUCED, ALTERED, OR USED BY ANYONE, OR ANY ORGANIZATION, WITHOUT THE EXPRESSED WRITTEN CONSENT OF THE ALABAMA DEPARTMENT OF TRANSPORTATION REPRESENTATIVE AUTHORIZED TO APPROVE THIS USE. ANYONE MAKING UNAUTHORIZED USE OF THIS DRAWING MAY BE PROSECUTED TO THE FULLEST EXTENT OF THE LAW.

REVISIONS
1. Drawing added to CADD on 05-02-97 by J.F.T.
2. Revised 12-19-97 by Joe Thomas
3. Revised 01-14-13 by C.J.C.

ALABAMA DEPARTMENT OF TRANSPORTATION
1409 COLISEUM BOULEVARD
MONTGOMERY, AL 36130-3050

DESIGN BUREAU SPECIAL DRAWING
DETAILS SHOWING APPLICATION OF MEDIAN OPENING SIGNING AND STRIPING

SPECIAL DRAWING NO. _____ INDEX NO. _____
DRAWN BY: _____
DATE DRAWN: 1/14/2013

SPECIAL PROJECT DETAIL