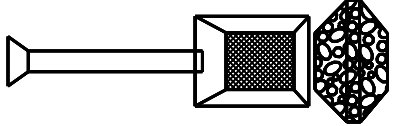









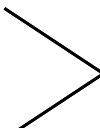

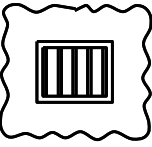


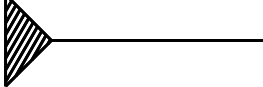

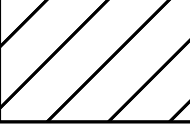



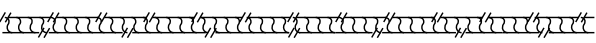

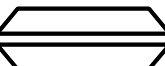




EROSION & SEDIMENT CONTROL LEGEND SHEET

BEST MANAGEMENT PRACTICES (BMP's)

TEMPORARY SLOPE DRAIN PIPE WITH ROCK DITCH CHECK AND SUMP EXCAVATION	
TEMPORARY EARTH BERM	
BRUSH BARRIER	
SILT FENCE SEDIMENT BARRIER	
FLOATING BASIN BOOM	
HAY BALE DITCH CHECK	
SAND BAG DITCH CHECK	
WATTLE DITCH CHECK	
ROCK DITCH CHECK	
ROCK DITCH CHECK WITH SUMP EXCAVATION	
SILT FENCE DITCH CHECK	
SLOPE INTERRUPTOR	

INLET PROTECTION	
STABILIZED CONSTRUCTION ENTRANCE	
EROSION CONTROL PRODUCTS	
SLOPE DRAIN	
TEMPORARY EARTH BERM WITH POLYETHYLENE	
DREDGE, FILL	
PRIMARY STORMWATER DISCHARGE POINT	
SECONDARY STORMWATER DISCHARGE POINT	
BACKGROUND POINT	
SEDIMENT RETENTION BARRIER	
SOLID SODDING	
TEMPORARY RIPRAP BERM	
TEMPORARY SEDIMENTATION BASIN	
PERMANENT DETENTION BASIN	

EROSION AND SEDIMENT CONTROL PHASES

INITIAL PHASE - AS CLEARING BEGINS AND PRIOR TO ANY GRUBBING OR GRADING WORK.


INTERMEDIATE PHASE - AS NEEDED, AS WORK IS ONGOING AND ADVANCING TOWARD COMPLETION.

FINAL CONSTRUCTION - AS WORK IS COMPLETED AND PERMANENT VEGETATION IS ESTABLISHED.

--SPECIFICATIONS--
CURRENT ALABAMA DEPARTMENT OF TRANSPORTATION

THIS DRAWING REPRESENTS DESIGNS PREPARED FOR USE BY THE ALABAMA DEPARTMENT OF TRANSPORTATION AND IS NOT TO BE COPIED, REPRODUCED, ALTERED, OR USED BY ANYONE, OR ANY ORGANIZATION, WITHOUT THE EXPRESSED WRITTEN CONSENT OF THE ALABAMA DEPARTMENT OF TRANSPORTATION REPRESENTATIVE AUTHORIZED TO APPROVE THIS USE. ANYONE MAKING UNAUTHORIZED USE OF THIS DRAWING MAY BE PROSECUTED TO THE FULLEST EXTENT OF THE LAW.

REVISIONS



ALABAMA DEPARTMENT
OF TRANSPORTATION
1409 COLISEUM BOULEVARD
MONTGOMERY, AL 36130-3050

DESIGN BUREAU SPECIAL DRAWING

EROSION & SEDIMENT CONTROL
LEGEND

Bureau Std Engr: J.T.
DRAWN BY: D.T.M. DATE DRAWN: 02-10-25

SPECIAL DRAWING NO
SPECIAL PROJECT DETAIL

INDEX NO