

# Alabama Statewide Airport Pavement Management Program Update



**Scottsboro Municipal Airport - Word Field (4A6)**  
**Final Report**  
**February 2022**



Submitted to

**Alabama Aeronautics Bureau**

Submitted by



**All About Pavements, Inc (API)**  
[www.allaboutpavements.com](http://www.allaboutpavements.com)

**Pavement Management – Evaluation – Testing - Design**

**ALABAMA STATEWIDE AIRPORT PAVEMENT MANAGEMENT  
PROGRAM UPDATE**

**Scottsboro Municipal Airport – Word Field (4A6)**

**FINAL REPORT**

Prepared For:

Alabama Aeronautics Bureau  
1409 Coliseum Blvd.  
Montgomery, AL 36110

Prepared By:

ALL ABOUT PAVEMENTS, INC.  
205 Ramblewood Drive  
Chatham, Illinois 62629

February 2022

This Page Intentionally Left Blank

## Executive Summary

The Aviation Inc. team, which included All About Pavements, Inc., (API) was awarded a contract by the Alabama Department of Transportation’s Aeronautics Bureau (ALDOT) in 2018 to update the existing Alabama Statewide Airport Pavement Management Program (APMP). The scope of this project includes the airside pavement network at Scottsboro Municipal Airport – Word Field (4A6).

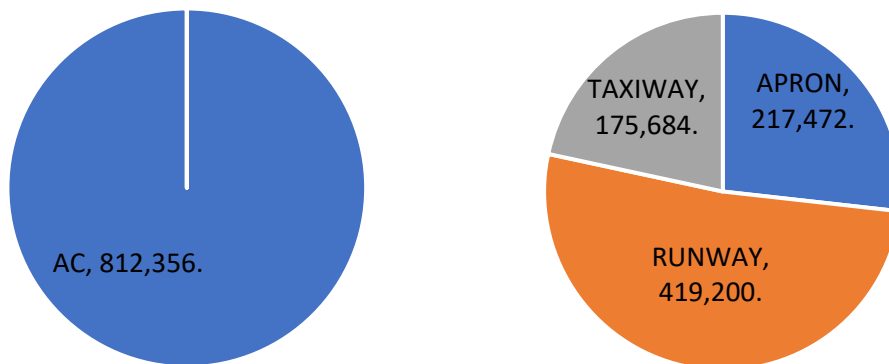
The following APMP tasks were completed to achieve the project objectives at 4A6:

- Update the PAVER work history with records review information provided by ALDOT
- Conduct a visual pavement condition survey of the airfield pavements
- Update the PAVER database with inventory and condition data
- Update Maintenance and Rehabilitation (M&R) policies and unit costs
- Develop a 7-Year Pavement Capital Improvement Program (PCIP) with associated cost estimates

### ES.1 Pavement Inventory

There are 10 branches and 13 sections within 4A6’s pavement network with a total surface area of approximately 0.8 million square feet (sf). Figure ES-1 shows the distribution of the pavement network by surface type and branch use.

**Figure ES-1: Pavement Area (sf) by Surface Type and Branch Use.**



### ES.2 Pavement Condition

Visual pavement inspections were conducted in October 2018 using the Pavement Condition Index (PCI) method as specified in ASTM D5340-12 and FAA AC 150/5380-6C. The PCI is a numerical rating scale from 0 to 100 that provides a measure of the pavement’s functional surface condition. The overall area-weighted network PCI (AW PCI) for the 4A6 pavement network is 85, representing a “Satisfactory” condition. The network area-weighted pavement age (AW Age) is 8 years.





Table ES-1 is a listing of the section PCI values and ratings.

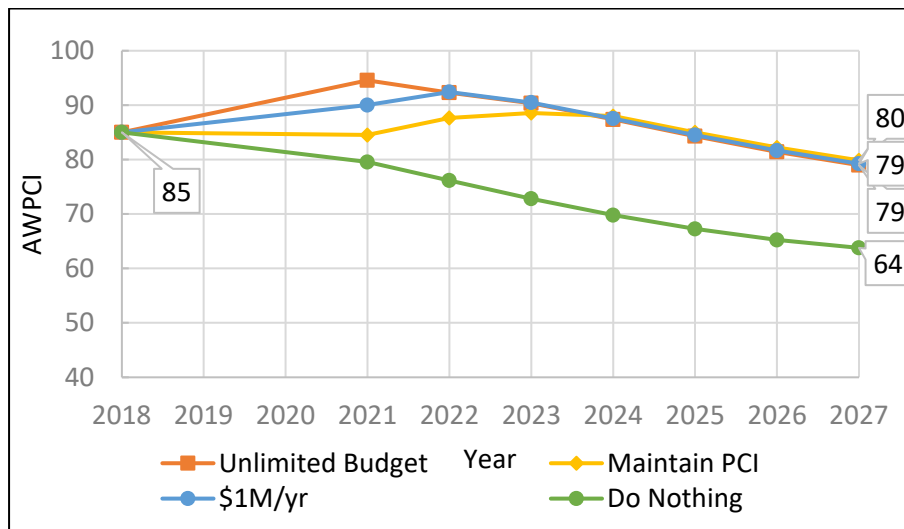
**Table ES-1: 4A6 Section PCI Values and Ratings.**

Branch ID	Name	Section ID	Surface	Area (sf)	PCI	PCI Category
A01	Apron 01	02	AC	11,025	55	Poor
A01	Apron 01	03	AC	98,796	70	Fair
A01	Apron 01	01	AC	107,651	64	Fair
R0422	Runway 04-22	02	AC	18,400	93	Good
R0422	Runway 04-22	01	AC	400,800	92	Good
TC01	Taxiway Connector 01	01	AC	9,919	64	Fair
TC02	Taxiway Connector 02	01	AC	8,848	69	Fair
THANG01	Taxiway Hangar 01	01	AC	33,673	63	Fair
THANG02	Taxiway Hangar 02	01	AC	49,905	68	Fair
TL01	Taxilane 01	01	AC	17,917	76	Satisfactory
TTRW22	Taxiway Turnaround RW 22	01	AC	10,389	96	Good
TTRW4	Taxiway Turnaround RW 4	01	AC	34,450	100	Good

### ES.3 Pavement Maintenance and Repair Funding Levels

The PAVER database was updated with 2018 condition data, maintenance and repair (M&R) policies, and unit costs; which were then used to evaluate the effect of multiple funding levels on the overall future pavement condition. Figure ES-2 presents the forecasted 4A6 network PCI values for each funding level.

**Figure ES-2: M&R Funding Levels.**



### ES.4 Pavement Capital Improvement Program (PCIP)

The analysis output from the unlimited funding budget scenario was used as a starting point in developing the PCIP. For this scenario, sections were grouped into projects to allow for a logical construction sequence. Table ES-2 summarizes the 7-year PCIP, which has an estimated total cost of approximately \$1.6 million. These recommendations are based on a network-level evaluation. Project-level evaluations should be conducted prior to developing design and bid package documents.

**Table ES-2: Summary of Pavement Capital Improvement Program.**

Project Year	CIP Project	Total Project Cost	Total Project Area (sf)	AWPCI Before	AWPCI After
2021	4A6_21-01_Runway 04-22 Preservation	\$270,268	474,622	84	90
2022	4A6_22-01_Connector Taxiways Rehabilitation	\$103,136	18,767	52	100
	4A6_22-02_Apron Rehabilitation	\$720,065	152,349	54	100
2023	4A6_23-01_Taxiway Hangar Rehabilitation	\$363,816	67,822	53	100
	4A6_23-02_Apron Surface Treatment	\$61,046	98,796	94	99
2025	4A6_25-01_Connector Taxiways Surface Treatment	\$12,302	18,767	96	99
	4A6_25-02_Apron Surface Treatment	\$77,795	118,676	93	98
<b>Total</b>		<b>\$1,608,428</b>			

In addition to the major rehabilitation needs that are identified in the PCIP, PAVER was used to develop maintenance activities to repair specific PCI distresses in Year 1. The estimated costs for these maintenance activities are \$12,060 as summarized in Table ES-3.

**Table ES-3: Summary of Localized Maintenance Plan.**

Policy	Work Description	Work Quantity	Work Unit	Work Cost
Preventive	Crack Sealing - AC	1,525	Ft	\$6,023
	Patching - AC Full-Depth	241	SqFt	\$6,037
<b>Total</b>				<b>\$12,060</b>

## TABLE OF CONTENTS

<b>1</b>	<b>INTRODUCTION .....</b>	<b>1-1</b>
1.1.	OVERVIEW .....	1-1
1.2.	WORK SCOPE .....	1-1
1.3.	PAVEMENT MANAGEMENT CONCEPT .....	1-2
<b>2</b>	<b>AIRFIELD PAVEMENT INVENTORY .....</b>	<b>2-1</b>
2.1.	INTRODUCTION .....	2-1
2.2.	PAVEMENT INVENTORY .....	2-1
2.3.	CLIMATIC CONDITIONS.....	2-1
2.4.	PAVEMENT NETWORK DEFINITION.....	2-2
2.5.	INVENTORY SUMMARY.....	2-3
<b>3</b>	<b>PAVEMENT CONDITION .....</b>	<b>3-1</b>
3.1.	INTRODUCTION .....	3-1
3.2.	PAVEMENT CONDITION RATING METHODOLOGY.....	3-1
3.3.	DISTRESS TYPES .....	3-2
3.4.	ADDITIONAL PCI-BASED INDICES.....	3-3
3.5.	PCI SURVEY RESULTS.....	3-4
3.6.	PCC PAVEMENTS .....	3-5
<b>4</b>	<b>PAVEMENT CAPITAL IMPROVEMENT PROGRAM.....</b>	<b>4-1</b>
4.1.	INTRODUCTION .....	4-1
4.2.	PERFORMANCE MODELING.....	4-1
4.3.	CRITICAL PCI VALUES.....	4-3
4.4.	M&R POLICIES AND UNIT COSTS.....	4-3
4.5.	PAVEMENT CIP DEVELOPMENT .....	4-4
4.6.	PAVEMENT CAPITAL IMPROVEMENT PROGRAM.....	4-6



## LIST OF TABLES

Table 2.1: Average Annual Temperatures and Rainfall for 4A6.....	2-2
Table 2.2: PCI Sampling Rate for AC Surfaces.....	2-3
Table 2.3: 4A6 Pavement Branches.....	2-3
Table 2.4: 4A6 Pavement Age.....	2-4
Table 3.1: Pavement Condition Index Rating Scale.....	3-2
Table 3.2: Section PCI.....	3-5
Table 4.1: M&R Activities and Unit Costs.....	4-4
Table 4.2: Summary of M&R Funding Level Analyses.....	4-6
Table 4.3: Summary of 7-Year PCIP by Project.....	4-7
Table 4.4: Summary of 7-Year PCIP by Project and Section.....	4-7
Table 4.5: Summary of Year-1 Maintenance Plan.....	4-8

## LIST OF FIGURES

Figure 1.1: Pavement Management Concept.....	1-2
Figure 2.1: Scottsboro Municipal Airport – Word Field.....	2-1
Figure 2.2: 4A6 Pavement Area by Surface Type.....	2-4
Figure 2.3: 4A6 Pavement Area by Branch Use.....	2-4
Figure 3.1: FOD Potential Rating Scale.....	3-3
Figure 3.2: Pavement Condition by Branch Use.....	3-4
Figure 3.3: Pavement Condition by Percent of Area.....	3-4
Figure 4.1: PCI Forecasting.....	4-2
Figure 4.2: Family Curves.....	4-2
Figure 4.3: Budget Analysis Process.....	4-5
Figure 4.4: M&R Funding Levels.....	4-5

## APPENDICES

- Appendix A:** Pavement Inventory Report
- Appendix B:** PMP Maps
- B1: Inventory Maps
    - B1A: Branch Identification
    - B1B: Section Identification
    - B1C: Sample Unit Layout
    - B1D: Pavement Type
    - B1E: Branch Use
    - B1F: Pavement Age
  - B2: Surface Condition Maps
    - B2A: 7-Color PCI
    - B2B: 3-Color PCI
    - B2C: FOD Rating
    - B2D: Survey Photo Locations
  - B3: Pavement Capital Improvement Program (PCIP) Maps
    - B3A: 2027 Forecasted PCI without PCIP
    - B3B: Repair Type
    - B3C: PCIP Recommendations
- Appendix C:** Overview of Pavement Distresses
- Appendix D:** Detailed Pavement Condition Data (electronic version only)
- Appendix E:** Distress Summary Report
- Appendix F:** Pavement Condition Reports
- F1: Section Forecasted Pavement Condition Rating
  - F2: Branch PCI Rating
  - F3: Branch FOD Rating
- Appendix G:** Safety and Preventive Maintenance Policies
- Appendix H:** M&R Unit Costs
- Appendix I:** Pavement Capital Improvement Program (PCIP)
- I1: CIP Summary
  - I2: Year 1 Maintenance Plan
- Appendix J:** USB Thumb Drive – FINAL ONLY
- Final Report in PDF format
  - Geo-referenced Field Photos

# 1 Introduction

## 1.1. Overview

The Alabama Department of Transportation's Aeronautics Bureau (ALDOT) is responsible for preserving and enhancing Alabama's air transportation system, which consists of 72 airports throughout the State. ALDOT implemented an Airport Pavement Management Program (APMP) in 2008 using the PAVER system. ALDOT awarded a project in 2018 to Jviation Inc. (Jviation) to update the System Plan and conduct an Economic Analysis for the Alabama airports. The scope of work also included an update of the APMP for 59 airports, which was conducted by All About Pavements, Inc., (API), a Jviation team member.

With this update of the APMP, the Alabama airports continue to be eligible for FAA funding for major pavement rehabilitation work under the Airport Improvement Program (AIP) since an APMP meets the pavement maintenance management requirements described in Appendix A of AC 150/5380-6C.

This report discusses the evaluation of the airside pavements at Scottsboro Municipal Airport – Word Field (4A6), the current and forecasted pavement condition, and the development of the Pavement Capital Improvement Program (PCIP).

## 1.2. Work Scope

The goals of the Alabama Statewide Airport Pavement Management Update program are as follows:

- Conduct a visual pavement inspection of the asphalt surfaced pavements for 59 of the 72 public use airports in Alabama.
- Based on the visual inspection analysis results, develop a 7-year PCIP for each airport.

The scope of work is as shown below:

- Conduct a Records Review
- Update Pavement Network Definition
- Conduct Pavement Condition Surveys
- Update and customize existing APMP PAVER database
- Develop PCIP and associated project cost estimates
- Prepare Draft and Final Reports
- Develop a web-based viewer for reporting APMP data

As required in the Scope of Work, a detailed pavement condition survey was not conducted for any Portland Cement Concrete (PCC) aprons and PCC taxiways longer than 2,000 ft. Instead, a condition rating of "Good", "Fair", or "Poor" was assigned based on the overall pavement condition.

The deliverable products include a PAVER 7.0 database, individual airport evaluation reports, a statewide summary report, and the web viewer. The 4A6 report will be one of the 59 individual airport reports that will be available on ALDOT's website.



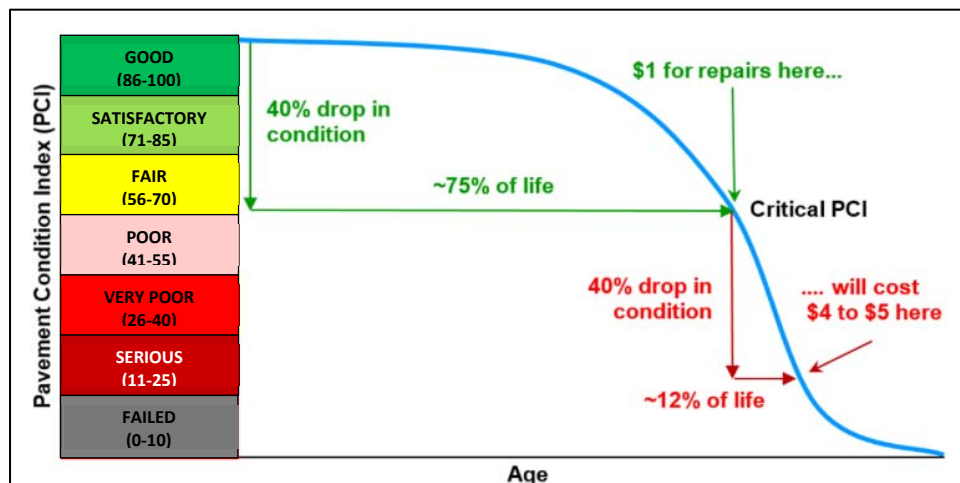
### 1.3. Pavement Management Concept

An APMP provides an integrated framework for comprehensive evaluation and decision making for managing airfield pavements. The essential components of an effective APMP provide for an objective evaluation of the condition of existing pavements, identification of short-term and long-range major rehabilitation work, necessary improvements in the pavement structural capacity, and the recurring maintenance work that should be completed each year. The APMP will also provide a budget for each of these types of pavement construction.

Historically, most organizations have made maintenance decisions based on past experience, without the benefit of documented data or analysis. This practice does not encourage life cycle cost analysis, nor the evaluation of cost effectiveness of alternate scenarios, and can lead to the inefficient use of funds. With limited allocated funding for Maintenance and Repair (M&R) Program projects, a defined procedure for setting priorities and schedules that will maximize the funds available is more important than ever.

In examining the lifespan of a 20-year pavement, a “Good” to “Fair” condition rating may last only 5 to 15 years. After that point, the rate of deterioration of pavements accelerates sharply as the age of the pavement increases, and within five years, the pavement may deteriorate to the point of failure. In order to extend pavement life, maintenance and repairs need to be scheduled and performed before the pavement surface declines to a “fair” condition. The point at which rehabilitation can be done before the steep decline occurs is called the “critical PCI”, and is generally considered to occur when the Pavement Condition Index (PCI) is between 60 and 70 for general aviation airports. If the work is done before deterioration accelerates, the cost of rehabilitation can be reduced as shown in Figure 1.1.

Figure 1.1: Pavement Management Concept.





## 2 Airfield Pavement Inventory

### 2.1. Introduction

Scottsboro Municipal Airport – Word Field is a General Aviation (GA) airport located approximately 2 miles north east of Scottsboro. The airport was activated in April 1975 and is owned and operated by the City of Scottsboro. Figure 2.1 shows an aerial image of the airport.

**Figure 2.1: Scottsboro Municipal Airport – Word Field.**



(Source: Google Earth)

### 2.2. Pavement Inventory

4A6 consists of one runway, a parallel taxiway, three connector taxiways, and an apron. The total pavement area is approximately 0.81 million square feet. All pavements at 4A6 are Asphalt Concrete (AC) surfaced. A complete listing of the pavement sections is included in Appendix A. Runway 04-22 is 5,240 ft. long and 80 ft. wide.

A records search was undertaken to identify any preservation or rehabilitation work that has occurred at 4A6 since the last APMP update in 2009. The following records that were provided by ALDOT were reviewed, and the PAVER database was updated with work history information:

- Taxilane Construction, 2010
- Crack seal Apron and Runway 04-22, 2011
- Runway 04-22 Overlay, 2015
- Taxiway Turnaround Construction, 2018
- Apron Reconstruction, 2020

### 2.3. Climatic Conditions

Table 3.1 provides a summary of the climatic data for the geographic region that includes 4A6. As the table shows, the pavements at 4A6 are exposed to freeze-thaw cycles from December to February. The



mean air temperature for January ranges from an average low of 28 degrees °F to an average high of 50 degrees °F. The average annual rainfall at 4A6 is near 59 inches.

**Table 2.1: Average Annual Temperatures and Rainfall for 4A6.**

	Jan	Feb	Mar	Apr	May	Jun	Jul	Aug	Sep	Oct	Nov	Dec
High Temp (°F)	50	55	64	72	80	87	90	90	84	74	63	54
Low Temp (°F)	28	31	38	45	55	63	67	65	59	46	37	31
Precip. (in)	6.0	5.2	6.5	4.5	5.0	4.4	4.5	3.4	4.8	3.6	5.0	5.7

Source: [www.intellicast.com](http://www.intellicast.com)

#### 2.4. Pavement Network Definition

A key element in developing an APMP system is defining the pavement network, which is the process of dividing an agency’s pavements into a hierarchical order that facilitates inspection and M&R planning. The 4A6 network (e.g. all airside pavements) is then divided into branches, which are a readily identifiable part of the pavement system and have distinct functions. For airports, branches typically consist of individual runways, taxiways and aprons. Figure B1A in Appendix B shows the branches at 4A6.

Once branches have been defined, pavement evaluation and analysis techniques require the airfield pavement system to be broken up into discrete sections. A pavement “section” is the smallest management unit that is used when considering the application and selection of maintenance and rehabilitation (M&R) treatments, and is defined in Section 2.1.8 of ASTM D 5340-12 as “a contiguous pavement area having uniform construction, maintenance, usage history, and condition. A section should also have the same traffic volume and load intensity.” A complete list of the pavement inventory and the corresponding section designations are included in Appendix A. Figure B1B presents the section layout.

To facilitate the visual survey of the airside pavement, each section is further subdivided into conveniently defined sub-section areas, or sample units. Similar sizing is critical as studies have found that maintaining the size of the sample units to within 40 percent of the established norm may reduce the standard error of the average PCI values. To meet that criteria, ASTM recommends that sample units for asphalt pavements be 5,000 square feet (± 2,000).

Table 2.2 was used as a guideline in developing sampling rates that reflect typical rates that are used for other large pavement networks. In general, this sampling rate will not provide a 95% confidence level with a standard error of 5 PCI points. A higher level of sampling is recommended before a project-level rehabilitation design is developed for a pavement section or facility.

Sample units that include a one-time occurrence of a distress (i.e. a large patch) or an unusual severity or quantity of a distress seen elsewhere, were designated as “additional” sample units as described in



the ASTM D5340 PCI procedure. This allows the PCI to be calculated without extrapolating the aberrant distress throughout the section as a whole. In Appendix B, Figure B1C shows the sample unit layout for 4A6.

**Table 2.2: PCI Sampling Rate for AC Surfaces.**

Total Samples	Samples to Inspect
1	1
2	2
3 – 6	3
7 – 13	4
14 – 39	5
> 39	15 percent, but less than 12

## 2.5. Inventory Summary

There are 10 branches (facilities) at 4A6 that include 13 pavement sections and a total area of approximately 0.8 million square feet of paved surfaces, as shown in Table 2.3.

**Table 2.3: 4A6 Pavement Branches.**

Branch ID	Branch Name	Branch Use	Area, sf	Number of Sections
A01	Apron 01	APRON	217,472	3
R0422	Runway 04-22	RUNWAY	419,200	2
TC01	Taxiway Connector 01	TAXIWAY	9,919	1
TC02	Taxiway Connector 02	TAXIWAY	8,848	1
THANG01	Taxiway Hangar 01	TAXIWAY	33,673	1
THANG02	Taxiway Hangar 02	TAXIWAY	49,905	1
TL01	Taxilane 01	TAXIWAY	17,917	1
TTRW22	Taxiway Turnaround RW 22	TAXIWAY	10,389	1
TTRW4	Taxiway Turnaround RW 4	TAXIWAY	34,450	1
TTRWMID	TW Turnaround Mid RW	TAXIWAY	10,583	1
<b>Total</b>			<b>812,356</b>	<b>13</b>

Table 2.4 shows the distribution of airfield pavement by age with the area-weighted age being 8 years for all airside pavements at 4A6.

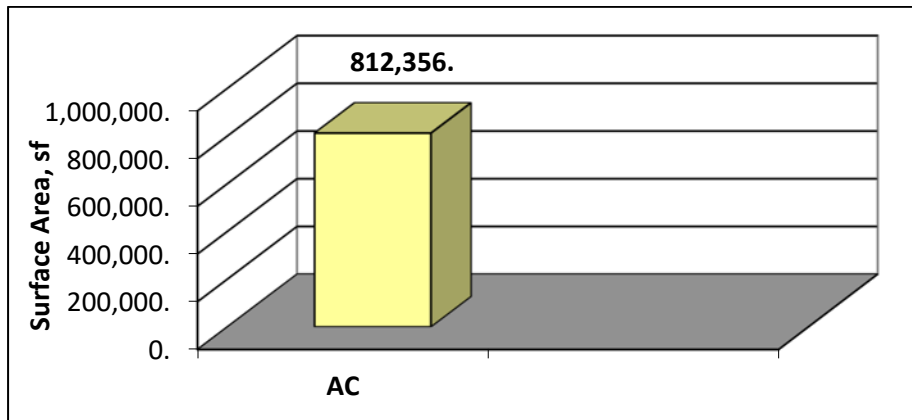


**Table 2.4: 4A6 Pavement Age.**

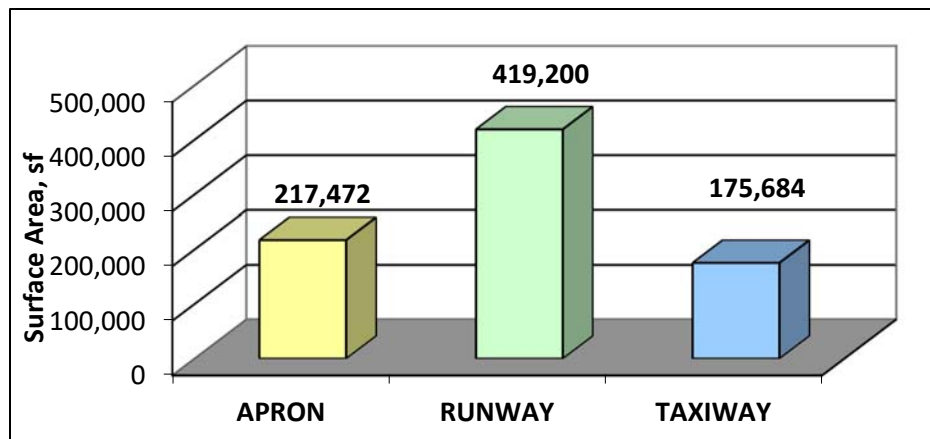
Age (Years)	Number of Sections	Percent of Area	Area, sf
0 – 5	3	18	143,635
6 – 10	6	63	508,630
11 – 15	0	0	0
16 – 20	4	20	160,091
> 20	0	0	0

Figure 2.2 shows the distribution by surface type. Figure 2.3 presents the distribution by pavement use (e.g. runway, taxiway, and apron).

**Figure 2.2: 4A6 Pavement Area by Surface Type.**



**Figure 2.3: 4A6 Pavement Area by Branch Use.**



Maps B1D, B1E, and B1F show the pavement type, branch use, and pavement age, respectively.



## 3 Pavement Condition

### 3.1. Introduction

A visual PCI survey of the airside pavements at 4A6 was conducted in order to assist in the development of a realistic PCIP. The PCI survey measures and records pavement distresses that exist within each of the inspected sample units. This survey was conducted in October 2018 by a two 2-person team. The survey was performed in accordance with the methods described in ASTM D 5340-12 and FAA AC 150/5380-7B, using the sampling rates from Chapter 2 of this API report.

During the pavement survey, Quality Control (QC) and data verification were performed on both the individual distresses and the calculated section PCI values. QC included the following activities;

- Review of distress quantities to identify data entry errors (100% review at the sample unit level). General guidance was used from ASTM D5340-12, section 13, which addresses the precision of distress quantities that are recorded during PCI surveys.
- Duplicate surveys were performed to ensure consistency between each of the inspectors in a 2-person PCI survey team.

### 3.2. Pavement Condition Rating Methodology

The PCI is a measure of the pavement's functional surface condition. It provides insight into the causes of each distress, and whether the distress is primarily caused by load, climatic conditions, and other material related deficiencies. The PCI is a numerical rating (on a scale of 0 to 100) that is based on the type, severity and quantity of each distress that is found in an inspected sample unit.

The PCI survey results are displayed using seven categories and ratings in accordance with the ASTM, but can also be presented using a simplified 3-category rating system for use in comparing with other distress related indices, as shown in Table 3.1.



**Table 3.1: Pavement Condition Index Rating Scale.**

	Simplified PCI Color Legend	ASTM PCI Color Legend	PCI Range	PCI Ratings and Definition
GOOD			86-100	<u>GOOD</u> : Pavement has minor or no distresses and should require only routine maintenance.
			71-85	<u>SATISFACTORY</u> : Pavement has scattered low-severity distresses that should require only routine maintenance.
FAIR			56-70	<u>FAIR</u> : Pavement has a combination of generally low- and medium-severity distresses. Near-term maintenance and repair needs may range from routine to major.
POOR			41-55	<u>POOR</u> : Pavement has low-, medium-, and high-severity distresses that probably cause some operational problems. Near-term M&R needs range from routine to major. requirement for
			26-40	<u>VERY POOR</u> : Pavement has predominantly medium- and high-severity distresses that cause considerable maintenance & operational problems. Near-term M&R needs will be major.
			11-25	<u>SERIOUS</u> : Pavement has mainly high-severity distresses that cause operational restrictions; immediate repairs are needed.
			0-10	<u>FAILED</u> : Pavement deterioration has progressed to the point that safe aircraft operations are no longer possible; complete reconstruction is required.

### 3.3. Distress Types

The ASTM D5340 standard considers 17 distresses, which tend to fall into one of the following four cause categories:

- Load related: AC distresses include alligator cracking, corrugation, depression, polished aggregate, rutting and slippage cracking; PCC distresses include corner breaks, longitudinal cracking, divided slabs, polished aggregate, pumping and joint spalling.
- Climate and durability related: AC distresses include bleeding, block cracking, joint reflection cracking, longitudinal and transverse (L&T) cracking, swelling, raveling, and weathering; PCC distresses include blow-ups, “D” cracking, longitudinal cracking, pop-outs, pumping, scaling, shrinkage cracks, and joint and corner spalling.
- Moisture & Drainage related: AC distresses include alligator cracking, depressions, potholes and swelling; PCC distresses include corner breaks, divided slabs and pumping.
- Other factors: Oil spillage, jet blast erosion, bleeding, patching and concrete slab joint faulting.

As described above, distress may have more than one cause. For example, depressions may be caused by incorrect compaction during construction, or by subgrade softening due to environmental factors. In addition, a distress may be initiated by one cause but may progress to a distress of higher severity by another cause. Therefore, engineering judgment is critical in analyzing the actual causes of the distress.

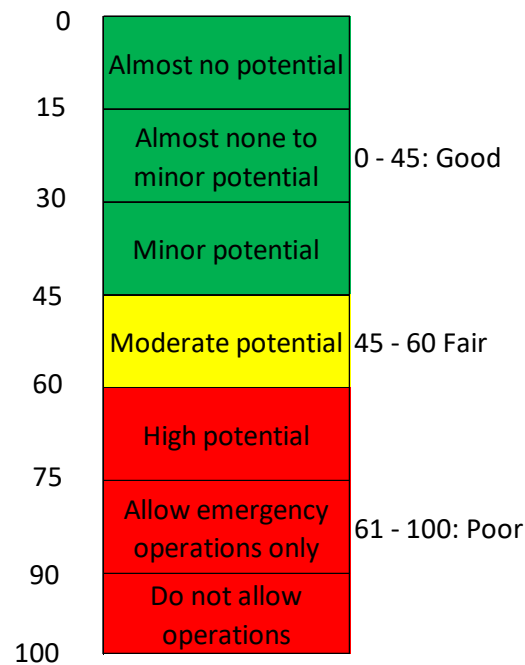
Distress descriptions provided in Appendix C were taken from the “PCI Field Manual,” developed by the U.S. Army Construction Engineering Research Lab (CERL), latest edition. Appendix C provides a detailed explanation of each type of AC and PCC surface distress.

### 3.4. Additional PCI-based Indices

The distress data used to compute PCI can also be used to calculate additional indices that are helpful in understanding the condition of the pavement and developing PCIP recommendations. One additional index that was computed is the Foreign Object Damage (FOD) potential index.

The FOD index was developed by the US Air Force and is described in detail in the US Army Corp of Engineers Engineering Technical Letter (ETL) 04-09, Pavement Engineering Assessment (EA) Standards. Loose objects on an airfield pavement surface resulting from pavement distresses can be detrimental to aircraft engines, specifically engines that are low to the ground. The objects are ingested into the engines causing costly damage and presenting a safety hazard. Not all pavement distresses create a FOD potential. Therefore, an additional index was identified that uses the results of the PCI distress survey. As shown in Figure 3.1, the scale ranges from 0 to 100 with 0 being no FOD potential. Note that the FOD index uses a simplified three color scale.

Figure 3.1: FOD Potential Rating Scale.







### 3.5. PCI Survey Results

The airside pavements at 4A6 include 13 sections with 146 sample units. The sample number of sample units that were surveyed in the field is 49, which is 34 percent of the total samples. Data from the inspected sample units were input into the PAVER database and a resultant PCI for each section was computed.

Figure 3.2 presents the area-weighted PCI by use and the overall airside network.

**Figure 3.2: Pavement Condition by Branch Use.**

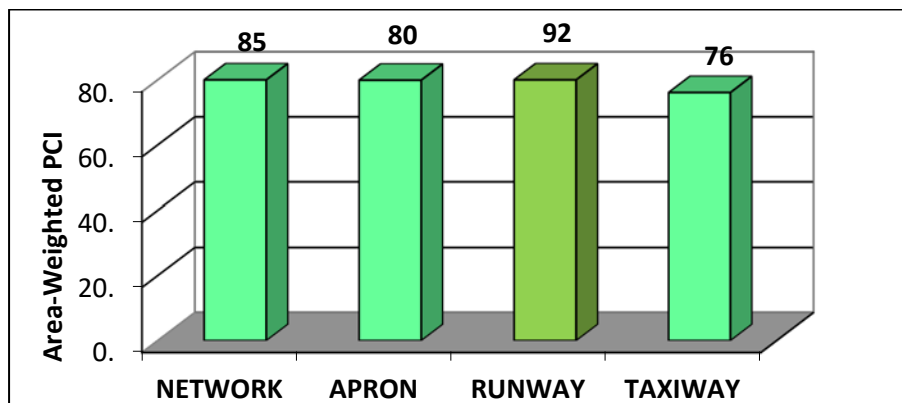


Figure 3.3 shows the distribution of the 4A6 pavement network by condition. Approximately 2 percent of the network is in “Poor” or worse condition.

**Figure 3.3: Pavement Condition by Percent of Area.**

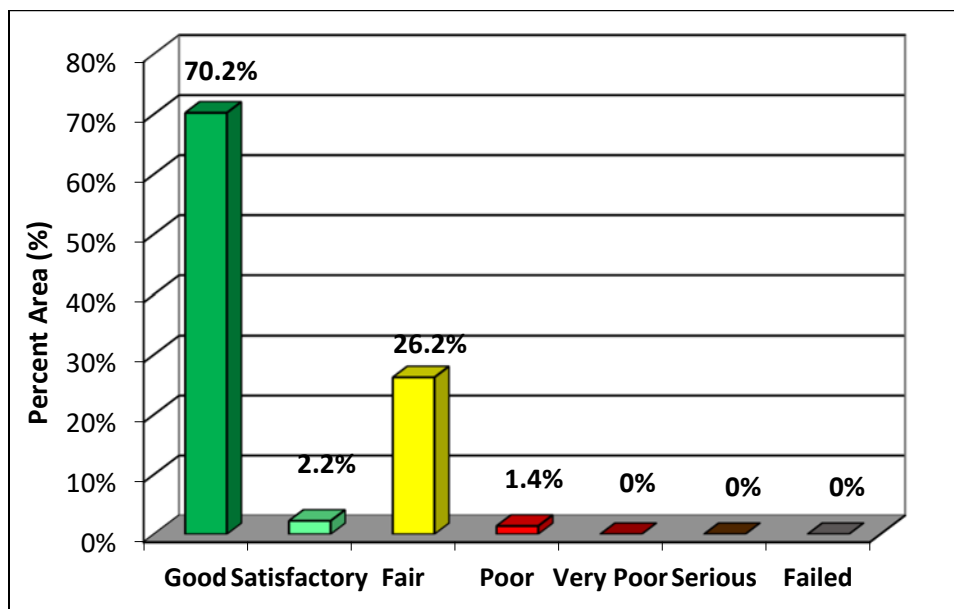


Table 3.2 is a listing of the section PCI.

**Table 3.2: Section PCI.**

Branch ID	Name	Section ID	Surface	Area (sf)	PCI	PCI Category	FOD
A01	Apron 01	02	AC	11,025	55	Poor	60
A01	Apron 01	03	AC	98,796	70	Fair	41
A01	Apron 01	01	AC	107,651	64	Fair	48
R0422	Runway 04-22	02	AC	18,400	93	Good	16
R0422	Runway 04-22	01	AC	400,800	92	Good	18
TC01	Taxiway Connector 01	01	AC	9,919	64	Fair	50
TC02	Taxiway Connector 02	01	AC	8,848	69	Fair	44
THANG01	Taxiway Hangar 01	01	AC	33,673	63	Fair	47
THANG02	Taxiway Hangar 02	01	AC	49,905	68	Fair	43
TL01	Taxilane 01	01	AC	17,917	76	Satisfactory	36
TTRW22	Taxiway Turnaround RW 22	01	AC	10,389	96	Good	13
TTRW4	Taxiway Turnaround RW 4	01	AC	34,450	100	Good	0

Figure B2A and B2B in Appendix B are maps of the section PCI in 7- and 3-scale categories, respectively. Figure B2C is a map of the FOD rating. Appendix D contains a detailed report of the PCI values and distress type, quantity, and severity data for each sample unit that was surveyed in a section. Appendix E is a summary report of the extrapolated distress data at the section level.

Appendix F contains current section and branch PCI data and forecasted section PCI values. FOD values by section and branch are also presented. Figure B2D in Appendix B shows the locations of the photos that were taken during the survey. Photos are included in Appendix J.

### 3.6. PCC Pavements

As stated earlier, the project scope did not include a detailed pavement condition survey for any Portland Cement Concrete (PCC) aprons. For these pavements, a rating of “Good”, “Fair”, or “Poor” was assigned based on the overall pavement condition. There are no PCC aprons at 4A6.

This Page Intentionally Left Blank

## 4 Pavement Capital Improvement Program

### 4.1. Introduction

PCI data were collected and entered into the PAVER database. In addition, the database customization included the following components, which are described in detail in this chapter.

1. Performance Modeling
2. Maintenance & Repair (M&R) Triggers (Critical PCI)
3. M&R Policies
4. Unit Costs

Once the database was customized, it was used to run budget analysis scenarios and develop a 7-year PCIP.

### 4.2. Performance Modeling

To determine long-term M&R needs, a APMP must be able to predict future pavement condition. Future pavement condition is predicted using equation models that are generated from current and historical PCI data. Equation models are developed by grouping pavements based on similar performance characteristics such as region, construction history, surface type, traffic, priority and use. Mathematical techniques such as straight-line extrapolation and regression that include boundary and outlier filters are used to develop models that provide the best fit equation for the pavement condition data. PAVER's Prediction Modeling module was used to develop pavement performance models that are commonly referred to as 'Family Curves'.

Prediction models are used at the section level to compute future conditions based on the typical performance of the pavement sections that are included in each model. Future condition is computed by defining its position relative to the prediction model. The section prediction curve, or equation, is drawn through the current PCI-age point for each specific section. Since the shifted curve will run parallel to the computed prediction model, the predicted condition can be computed for any future age. Figure 4.1 is an illustration of this process.

Prediction models provide an effective way to compute future pavement performance based on past and current conditions, and pavement maintenance and rehabilitation practices. As new PCI inspection surveys are conducted, these models should be updated accordingly. In the case of the Alabama statewide airport pavement network, the best fit family curves were developed for each region by grouping pavements according to branch use (e.g. runway, taxiway) and surface type (e.g. AC, AAC, and APC). The family curves for ALDOT were developed based on branch use and are presented in Figure 4.2.



Figure 4.1: PCI Forecasting.

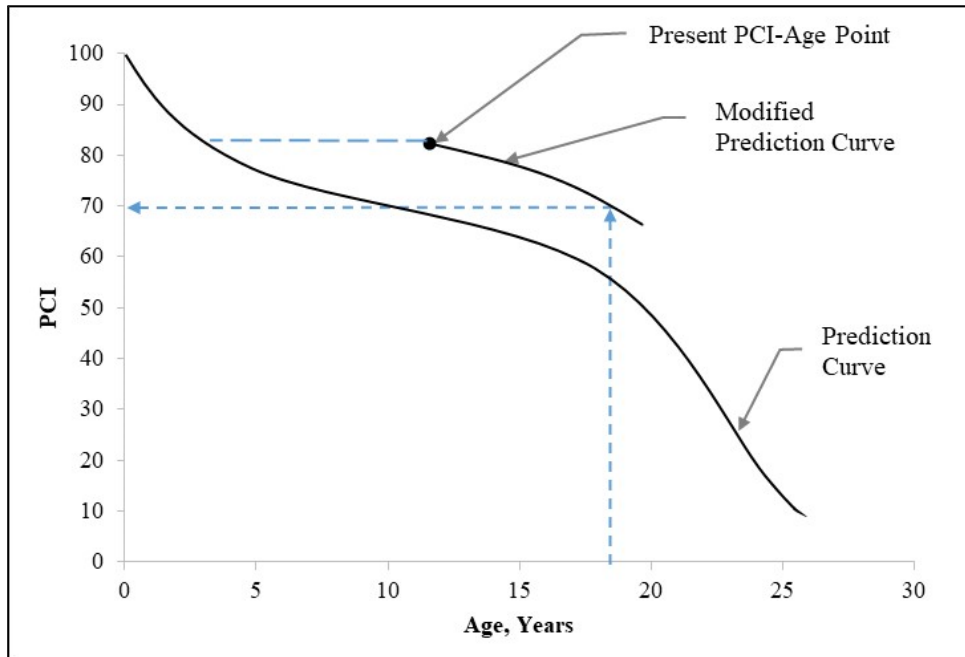
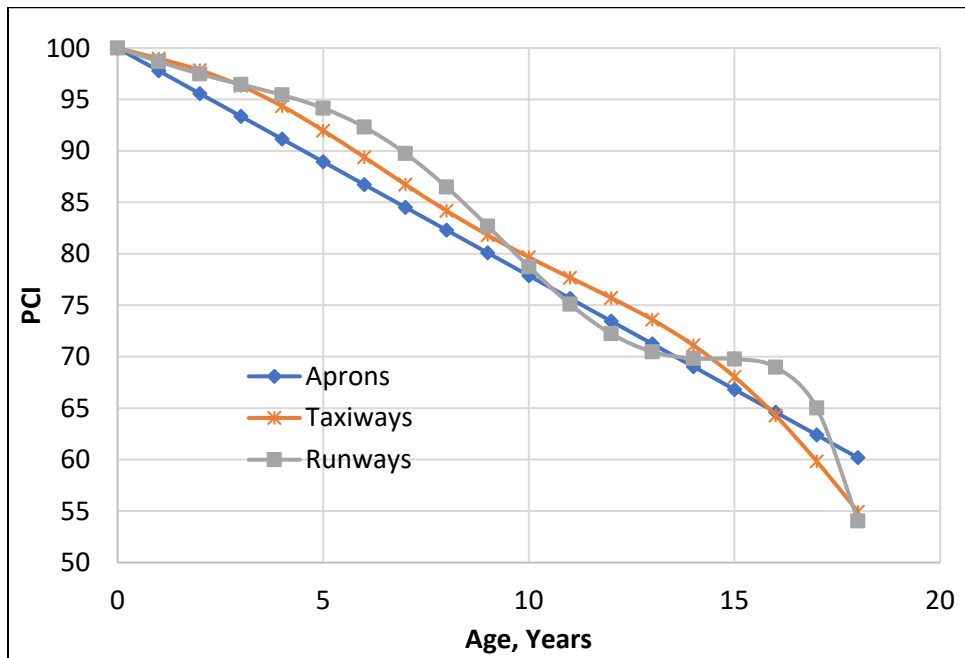


Figure 4.2: Family Curves.



### 4.3. Critical PCI Values

The Critical PCI value is defined as “*the PCI value at which the rate of PCI loss increases with time, or the cost of applying localized preventive maintenance increases significantly.*” This definition is incorporated into PAVER in defining and measuring the critical PCI values. These values, or M&R triggers, are assigned for each prediction model. As such, the critical PCI values are directly related to the branch use.

These critical PCI levels are selected based on several factors including a review of performance models; experience; other airport triggers; and acknowledge that time is required for funding approval and design. Note that preventive maintenance is recommended, and it should generally be performed above the critical PCI (trigger) values and Major M&R is generally performed below them. The critical PCI (CP) values were set at 70 for runways and taxiways, and 65 for other pavements.

### 4.4. M&R Policies and Unit Costs

M&R policies refer to the activities that are applied at different condition levels to maintain and repair a pavement section.

Maintenance activities are localized activities which are typically assigned in the first year of the M&R plan based on the observed distresses. Safety (stopgap) maintenance addresses distresses that would affect operational safety if left unrepaired and is applied to pavements below the critical PCI. Preventive maintenance activities are aimed at slowing the rate of deterioration through consistent maintenance of existing pavements and are generally applied to pavements above the critical PCI. Appendix G presents the policies for preventive and safety maintenance.

Repair activities are conducted for larger areas, typically at the section level and are assigned based on the critical PCI. Repair activities broadly consist of three categories: preservation, rehabilitation, and reconstruction. Pavement preservation involves activities like surface treatments that are used to extend pavement service life and to delay more expensive rehabilitation work. These are applied when the pavement is in relatively good condition and does not exhibit any structural distress. Rehabilitation activities are used to repair pavements below or around the critical PCI and typically include mill and overlay. Reconstruction is recommended when the pavement has deteriorated to a level where rehabilitation is no longer cost effective.

Table 4.1 lists the pavement activity types, the individual activities within each type, and their associated 2020 unit costs. A more detailed description of the M&R activities and the development of the M&R unit costs is presented in Appendix H.

In accordance with ALDOT’s focus on preservation, surface treatment is applied to all resurfaced and reconstructed runways, taxiways, and aprons three years after construction work is complete. Taxilanes and T-Hangar pavements are excluded from this requirement. This policy is applicable for projects in the PCIP between 2021 and 2024. For cost estimating, this surface treatment is assumed to have the same cost as the runway surface treatment.



**Table 4.1: M&R Activities and Unit Costs.**

Activity Type	PCI	Activity	Cost/sf
Maintenance	Note 1	Seal Cracks – AC (\$/lf)	\$3.95
		AC Full-Depth Patching	\$25.05
		AC Partial-Depth Patching	\$16.28
Preservation	75-90	Runway Surface Treatment	\$0.57
		Taxiway and Apron Surface Treatment	\$0.85
Rehabilitation	> CP	2" AC OL <sup>2</sup>	\$3.78
	55 - CP	Mill 2" & 2" AC OL	\$4.15
	45 - 55	Mill 2" & 3" AC OL	\$5.18
Reconstruction	0 - 45	AC Reconstruction	\$9.10

<sup>1</sup> Preventive > CP; Safety (Stopgap) < CP

<sup>2</sup> For sections with structural distress and PCI > CP

#### 4.5. Pavement CIP Development

The PAVER database, updated with condition data and customized with condition performance priorities, policies, and costs; was used to evaluate the effect of multiple funding levels on the overall future pavement condition. This output was further used to develop the PCIP. Figure 4.3 illustrates the process that PAVER uses in the funding analysis.

The following M&R funding levels were used for the 4A6 pavement network to help establish the 7-Year PCIP. Figure 4.4 presents the network area-weighted average PCI for each of the following funding scenarios at the end of the analysis period:

- Unlimited Funding: Unlimited funding is available for all pavement needs. The PCI reaches 80 by 2027.
- Maintain PCI: Maintain existing PCI of 85.
- Constrained Funding: This scenario constrains the funding to \$1 million each year (total of \$7 million). The PCI decreases to 79 in 2027.
- Do Nothing: Performing no M&R would reduce the network PCI from 85 to 64 by 2027.



Figure 4.3: Budget Analysis Process.

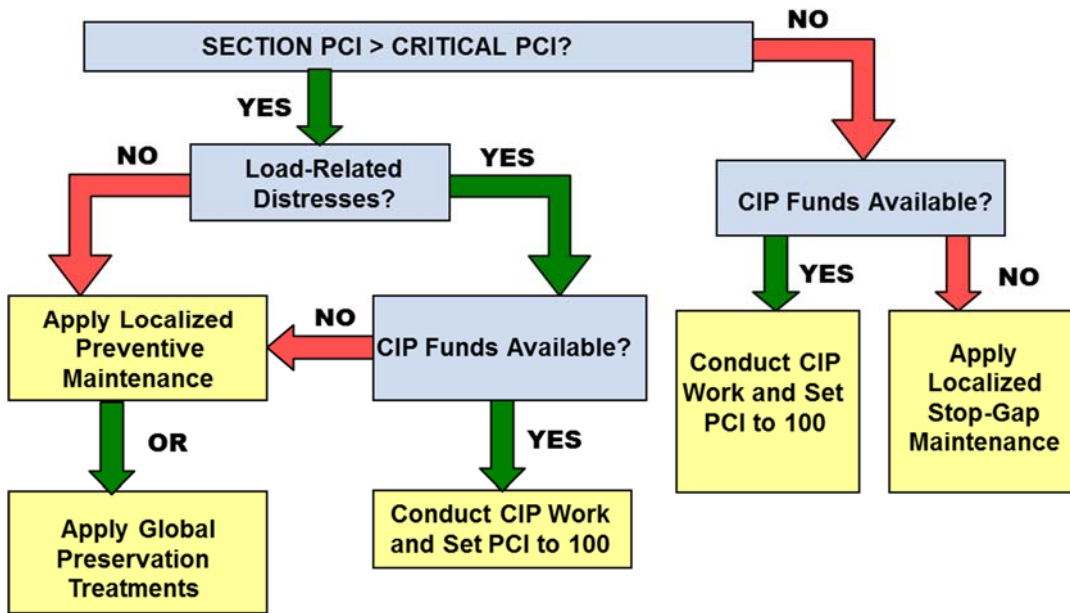


Figure 4.4: M&R Funding Levels.

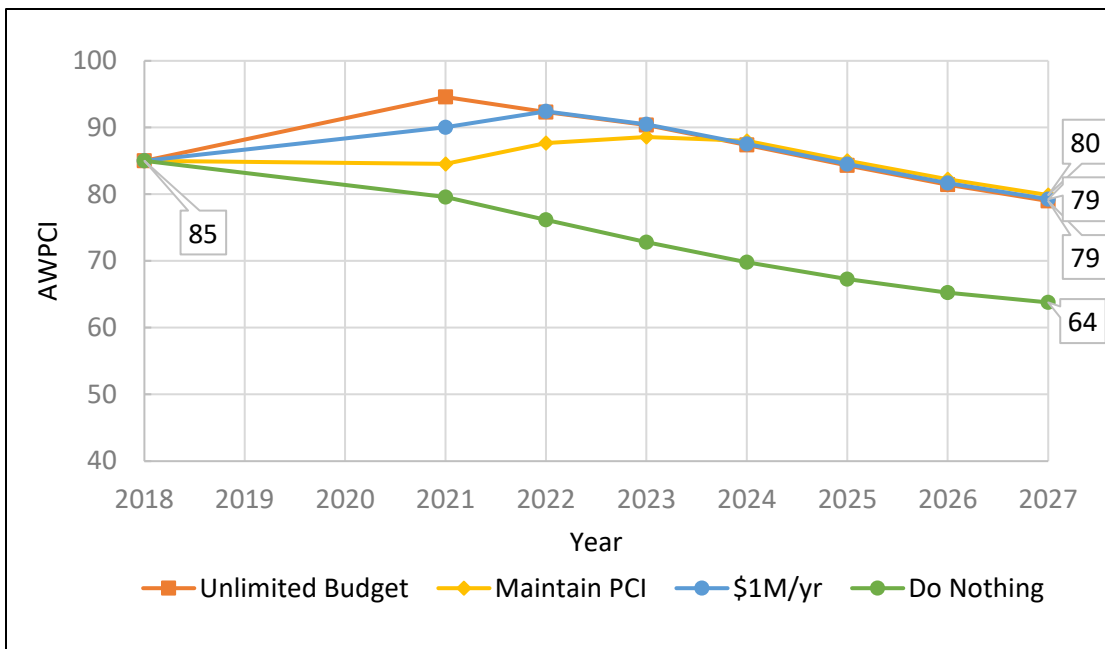


Table 4.2 summarizes the annual funding required for the above analyses. For the unlimited analysis, all pavement needs are funded in the year they are required. Therefore, the unfunded costs are zero. The total funded amount over the 7-year period is approximately \$1.4 million. For the annual funding level of \$1 million per year, funding is prioritized based on the prioritization matrix. When the needs exceed the funding for any year, the remaining sections are transferred to the succeeding year and the amount



for these activities are represented as “unfunded”. There are no “unfunded” repairs in 2027 for this funding level.

**Table 4.2: Summary of M&R Funding Level Analyses.**

Year	Unlimited	Maintain PCI	Constrained \$1M/year	Do Nothing
2021	\$1,223,000	\$392,000	\$846,000	\$0
2022	\$16,000	\$513,000	\$468,000	\$0
2023	\$87,000	\$379,000	\$87,000	\$0
2024	\$11,000	\$306,000	\$11,000	\$0
2025	\$14,000	\$14,000	\$14,000	\$0
2026	\$17,000	\$17,000	\$17,000	\$0
2027	\$20,000	\$19,000	\$20,000	\$0
<b>Total</b>	<b>\$1,389,000</b>	<b>\$1,639,000</b>	<b>\$1,463,000</b>	<b>\$0</b>
<b>2027 Backlog</b>	-	-	-	<b>\$4,366,000</b>

Map B3A in Appendix B presents the 2027 forecasted PCI by section when the M&R activities recommended in the CIP are not conducted.

#### 4.6. Pavement Capital Improvement Program

The unlimited funding analysis contains rehabilitation activities for sections from the same branch spread out over the seven-year period, which is not always operationally feasible to construct. The analysis output was treated as a starting point in developing the CIP. Sections were often integrated together to account for construction feasibility and other factors, resulting in larger projects which were more realistic. In addition, each project could contain sections whose condition did not trigger rehabilitation but were included to provide a logical plan which would avoid creating “islands” of newer pavement within a particular feature. For example, if the PAVER analysis showed rehabilitation was required for eight out of 10 sections on a runway, the entire runway would be recommended for rehabilitation to provide a continuous new pavement surface.

Table 4.3 shows the projects and the associated costs for the recommended 7-year PCIP. Table 4.4 is a more detailed view of the PCIP. This table lists the individual pavement section, section level M&R work, section repair cost, surface area and the PCI before the M&R is applied. The costs that are presented represent an annual escalation rate of 3% for the unit costs. The total 7-year PCIP cost is approximately \$1.6 million. Map B3B shows the recommended repair types, while Map B3C presents the recommended projects and activities in the PCIP. Appendix I1 presents a summary of the recommended activities and cost by year for each section at 4A6.



Chapter 4, Pavement Capital Improvement Program

Table 4.3: Summary of 7-Year PCIP by Project.

Project Year	CIP Project	Total Project Cost	Total Project Area (sf)	AWPCI Before	AWPCI After
2021	4A6_21-01_Runway 04-22 Preservation	\$270,268	474,622	84	90
2022	4A6_22-01_Connector Taxiways Rehabilitation	\$103,136	18,767	52	100
	4A6_22-02_Apron Rehabilitation	\$720,065	152,349	54	100
2023	4A6_23-01_Taxiway Hangar Rehabilitation	\$363,816	67,822	53	100
	4A6_23-02_Apron Surface Treatment	\$61,046	98,796	94	99
2025	4A6_25-01_Connector Taxiways Surface Treatment	\$12,302	18,767	96	99
	4A6_25-02_Apron Surface Treatment	\$77,795	118,676	93	98
<b>Total</b>		<b>\$1,608,428</b>			

Table 4.4: Summary of 7-Year PCIP by Project and Section.

Branch	Section	Area, sf	PCI Before Rehab	Activity	Activity Type	Cost
<b>4A6_21-01_Runway 04-22 Preservation</b>						<b>\$270,268</b>
R0422	01	400,800	85	Runway Surface Treatment	Preservation	\$233,436
R0422	02	18,400	87	Runway Surface Treatment	Preservation	\$10,717
TTRW22	01	10,389	91	Runway Surface Treatment	Preservation	\$6,051
TTRW4	01	34,450	98	Runway Surface Treatment	Preservation	\$20,065
TTRWMID	01	10,583	88	Runway Surface Treatment	Preservation	See Note
<b>4A6_22-01_Connector Taxiways Rehabilitation</b>						<b>\$103,136</b>
TC01	01	9,919	49	Mill 2" & 3" AC OL	Rehabilitation	\$54,511
TC02	01	8,848	55	Mill 2" & 3" AC OL	Rehabilitation	\$48,625
<b>4A6_22-02_Apron Rehabilitation</b>						<b>\$720,065</b>
A01	01	107,651	57	Mill 2" & 2" AC OL	Rehabilitation	\$474,423
A01	02	11,025	48	Mill 2" & 3" AC OL	Rehabilitation	\$60,589
THANG01	01	33,673	48	Mill 2" & 3" AC OL	Rehabilitation	\$185,054
<b>4A6_23-01_Taxiway Hangar Rehabilitation</b>						<b>\$363,816</b>
THANG02	01	49,905	49	Mill 2" & 3" AC OL	Rehabilitation	\$282,486
TL01	01	17,917	64	Mill 2" & 2" AC OL	Rehabilitation	\$81,330
<b>4A6_23-02_Apron Surface Treatment</b>						<b>\$61,046</b>
A01	03	98,796	-	Surface Treatment	Preservation	\$61,046
<b>4A6_25-01_Connector Taxiways Surface Treatment</b>						<b>\$12,302</b>
TC01	01	9,919	-	Surface Treatment	Preservation	\$6,502
TC02	01	8,848	-	Surface Treatment	Preservation	\$5,800
<b>4A6_25-02_Apron Surface Treatment</b>						<b>\$77,795</b>
A01	01	107,651	-	Surface Treatment	Preservation	\$70,568
A01	02	11,025	-	Surface Treatment	Preservation	\$7,227
<b>Total</b>						<b>\$1,608,428</b>

Cost for Section TTRWMID-01 excluded from PCIP as directed by ALDOT.



The FAA, under the Airport Improvement Program (AIP) provides approximately 90 percent of eligible costs for planning and development of public-use airports included in the NPIAS as grants. The remaining 10 percent of costs are shared between ALDOT and the airport sponsor. The following is the distribution of the 7-yr PCIP cost of \$1.6 million for 4A6:

- FAA (90%): \$1.45 million
- ALDOT (5%): \$0.08 million
- Airport Sponsor (5%): \$0.08 million

The recommendations within the PCIP are based on a network-level study and should be used for planning purposes only. A detailed project-level assessment should be conducted for each project to determine the appropriate repair activities and develop more accurate cost estimates.

Table 4.5 summarizes the maintenance activities that are recommended for Year 1 (2021). The estimated cost is approximately \$12,060. A complete listing of the maintenance activities by section is presented in Appendix I2. This may be used as a basis for establishing an annual maintenance budget for the 4A6 pavements.

**Table 4.5: Summary of Year-1 Maintenance Plan.**

Policy	Work Description	Work Quantity	Work Unit	Work Cost
Preventive	Crack Sealing - AC	1,525	Ft	\$6,023
	Patching - AC Full-Depth	241	SqFt	\$6,037
<b>Total</b>				<b>\$12,060</b>

**APPENDIX A**

**INVENTORY**



**Appendix A**  
**Pavement Inventory Report**  
 Scottsboro Municipal Airport - Word Field (4A6)

Branch ID	Name	Branch Use	Section ID	Rank <sup>1</sup>	Length (ft)	Width (ft)	Area (sf)	LCD <sup>2</sup>	Surface <sup>3</sup>
A01	Apron 01 Scottsboro	APRON	01	S	500	200	107,651	7/13/2002	AC
A01	Apron 01 Scottsboro	APRON	02	S	220	50	11,025	6/1/2012	AC
A01	Apron 01 Scottsboro	APRON	03	S	435	200	98,796	6/3/2020	AC
R0422	Runway 04-22 Scottsboro	RUNWAY	01	P	5,010	80	400,800	6/1/2014	AC
R0422	Runway 04-22 Scottsboro	RUNWAY	02	P	230	80	18,400	6/1/2014	AC
TC01	Taxiway Connector 01 Scottsboro	TAXIWAY	01	S	250	35	9,919	9/27/2002	AC
TC02	Taxiway Connector 02 Scottsboro	TAXIWAY	01	S	220	35	8,848	2/5/2004	AC
THANG01	Taxiway Hangar 01 Scottsboro	TAXIWAY	01	T	678	50	33,673	7/3/2002	AC
THANG02	Taxiway Hangar 02 Scottsboro	TAXIWAY	01	T	1,000	50	49,905	1/1/2010	AC
TL01	Taxilane 01 Scottsboro	TAXIWAY	01	T	445	35	17,917	1/3/2010	AC
TTRW22	Taxiway Turnaround RW 22 Scottsboro	TAXIWAY	01	P	145	70	10,389	8/16/2015	AC
TTRW4	Taxiway Turnaround RW 4 Scottsboro	TAXIWAY	01	P	560	55	34,450	3/1/2018	AC
TTRWMID	TW Turnaround Mid RW	TAXIWAY	01	P	153	70	10,583	8/26/2014	AC

<sup>1</sup> P = Primary pavement, S = Secondary pavement, T = Tertiary pavement

<sup>2</sup> LCD = Last construction date. The date of the last major pavement rehabilitation (e.g. AC overlay)

<sup>3</sup> AC = Asphalt Cement Concrete, AAC = Asphalt Overlay AC, PCC = Portland cement Concrete, APC = Asphalt Overlay PCC

## **APPENDIX B**

### **PMP Maps**

#### **B1: Inventory Maps**

B1A: Branch Identification

B1B: Section Identification

B1C: Sample Unit Layout

B1D: Pavement Type

B1E: Branch Use

B1F: Pavement Age

#### **B2: Surface Condition Maps**

B2A: 7-Color PCI

B2B: 3-Color PCI

B2C: FOD Rating

B2D: Survey Photo Locations

#### **B3: Pavement Capital Improvement Plan (PCIP) Maps**



B3A: 2027 Forecasted PCI without PCIP

B3B: M&R Needs











B3C: PCIP Recommendations

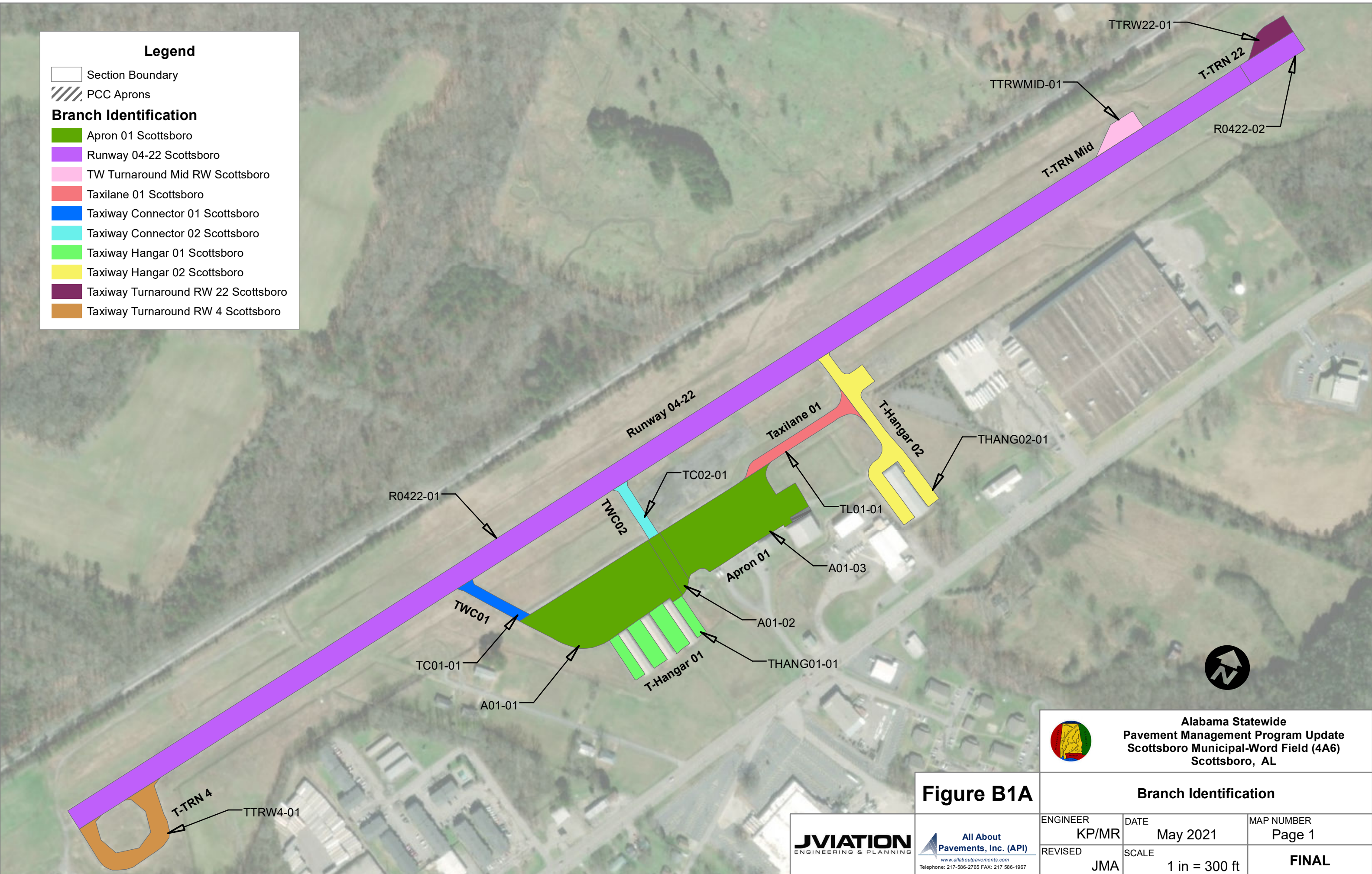


**Legend**

-  Section Boundary
-  PCC Aprons

**Branch Identification**

-  Apron 01 Scottsboro
-  Runway 04-22 Scottsboro
-  TW Turnaround Mid RW Scottsboro
-  Taxilane 01 Scottsboro
-  Taxiway Connector 01 Scottsboro
-  Taxiway Connector 02 Scottsboro
-  Taxiway Hangar 01 Scottsboro
-  Taxiway Hangar 02 Scottsboro
-  Taxiway Turnaround RW 22 Scottsboro
-  Taxiway Turnaround RW 4 Scottsboro



**Figure B1A**

 **Alabama Statewide  
Pavement Management Program Update  
Scottsboro Municipal-Word Field (4A6)  
Scottsboro, AL**

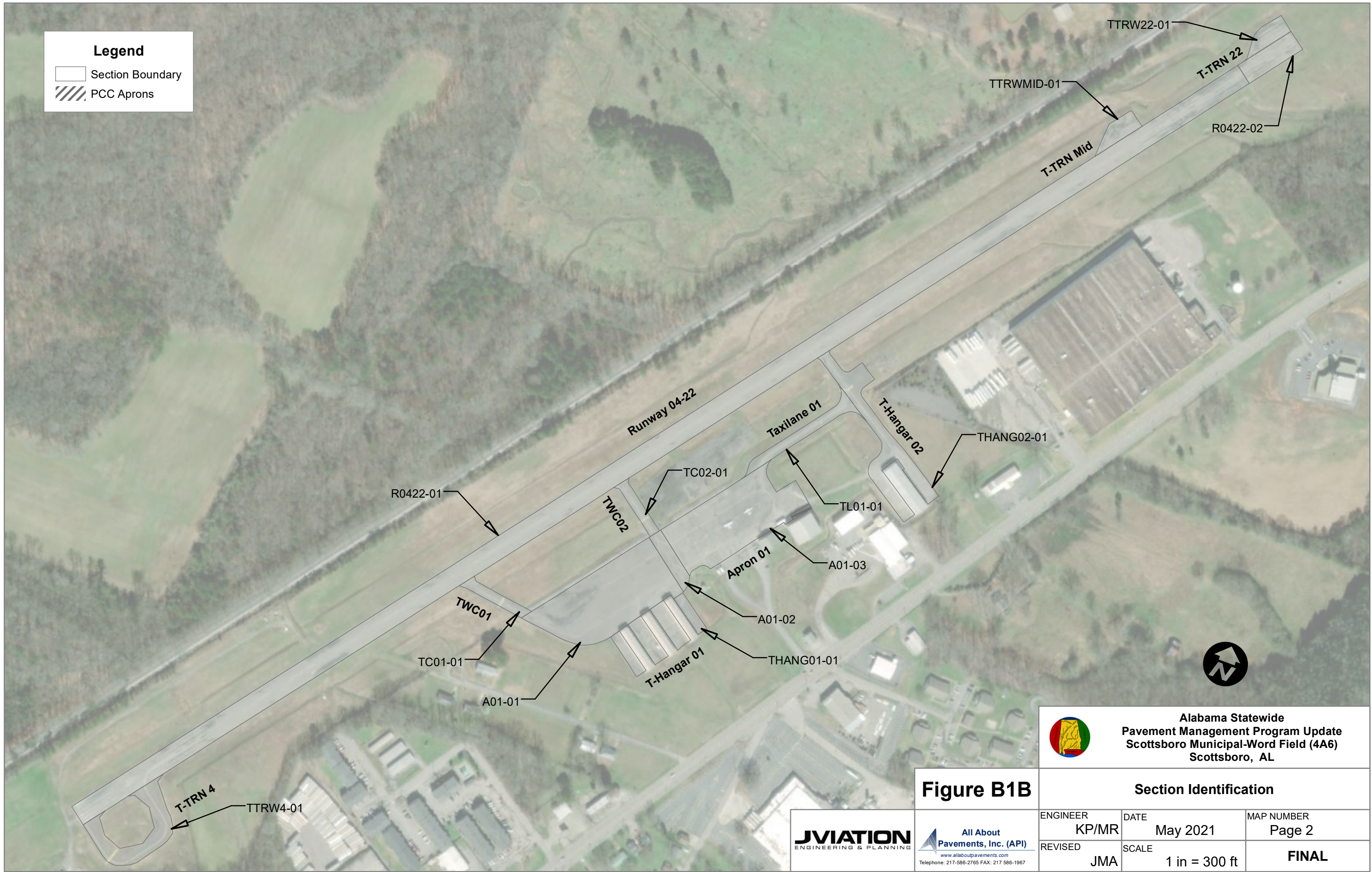
Branch Identification		
ENGINEER KP/MR	DATE May 2021	MAP NUMBER Page 1
REVISED JMA	SCALE 1 in = 300 ft	<b>FINAL</b>





**Legend**

- Section Boundary
- PCC Aprons



**Figure B1B**

Alabama Statewide  
 Pavement Management Program Update  
 Scottsboro Municipal-Ward Field (4A6)  
 Scottsboro, AL

Section Identification		
ENGINEER KP/MR	DATE May 2021	MAP NUMBER Page 2
REVISED JMA	SCALE 1 in = 300 ft	<b>FINAL</b>

**JVIATION**  
 ENGINEERING & PLANNING

All About  
 Pavements, Inc. (API)  
 www.allaboutpavements.com  
 Telephone: 217-586-2765 FAX: 217-586-1967

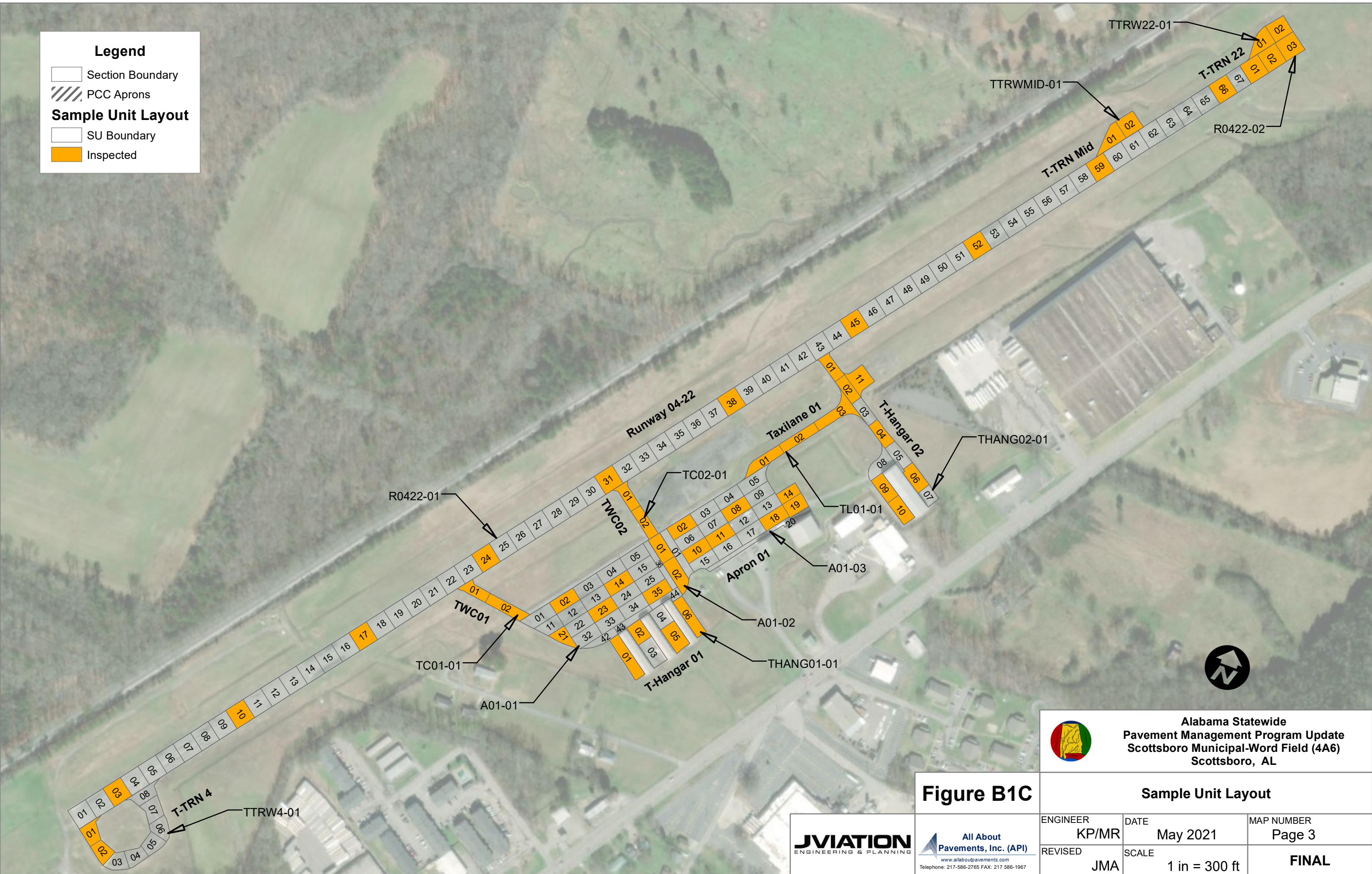


**Legend**

- Section Boundary
- PCC Aprons

**Sample Unit Layout**

- SU Boundary
- Inspected






Alabama Statewide  
 Pavement Management Program Update  
 Scottsboro Municipal-Ward Field (4A6)  
 Scottsboro, AL

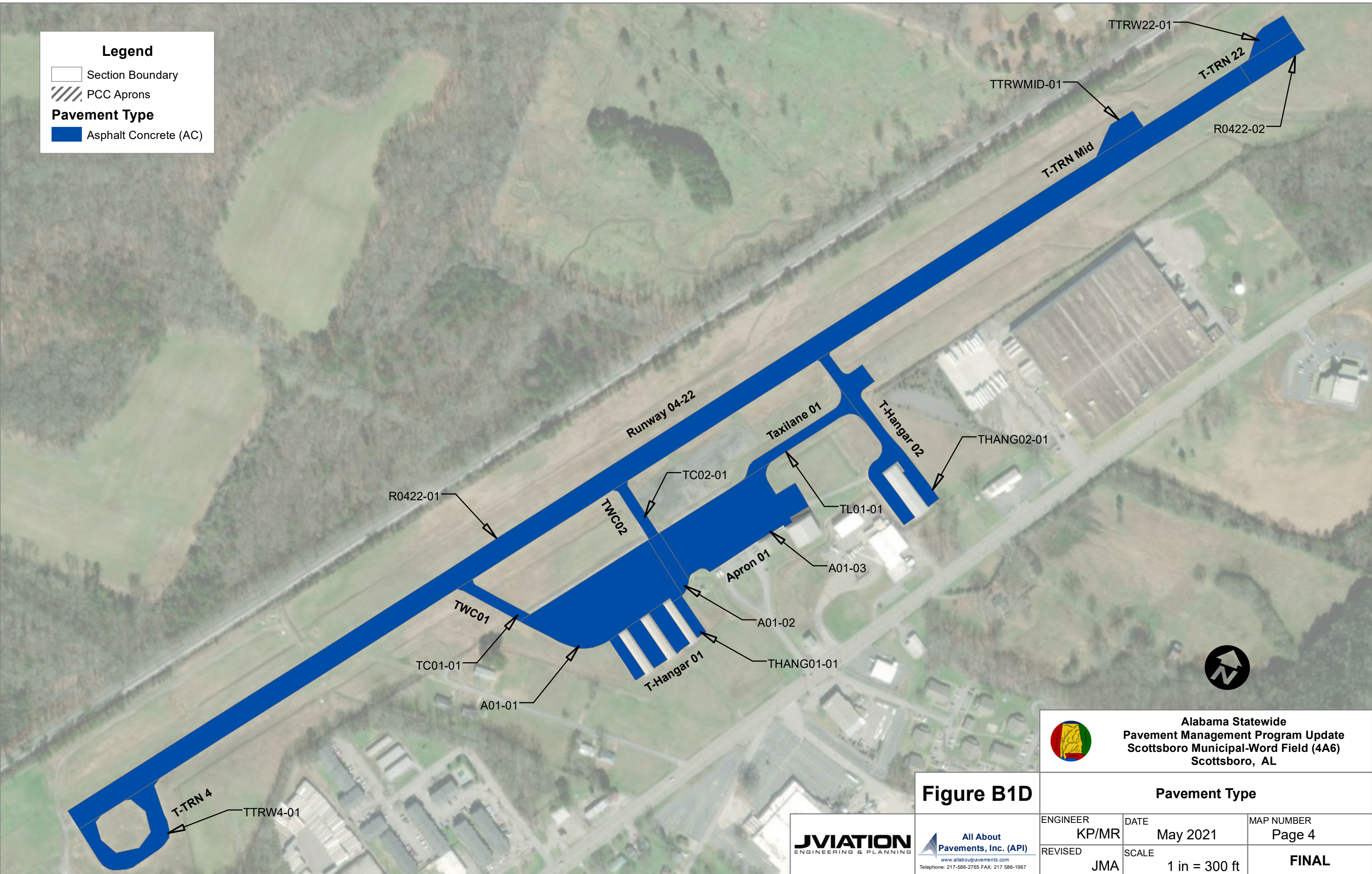
**Figure B1C** Sample Unit Layout

 <b>JV AVIATION</b> ENGINEERING & PLANNING	 <b>All About Pavements, Inc. (API)</b> <small>www.allaboutpavements.com</small> <small>Telephone: 217-586-2765 FAX: 217-586-1967</small>	ENGINEER	DATE	MAP NUMBER
		KP/MR	May 2021	Page 3
REVISED	SCALE	FINAL		
JMA	1 in = 300 ft			



**Legend**

-  Section Boundary
-  PCC Aprons
- Pavement Type**
-  Asphalt Concrete (AC)



**Figure B1D**


**Alabama Statewide  
Pavement Management Program Update  
Scottsboro Municipal-Ward Field (4A6)  
Scottsboro, AL**






Pavement Type		
ENGINEER <b>KP/MR</b>	DATE May 2021	MAP NUMBER Page 4
REVISED <b>JMA</b>	SCALE 1 in = 300 ft	<b>FINAL</b>

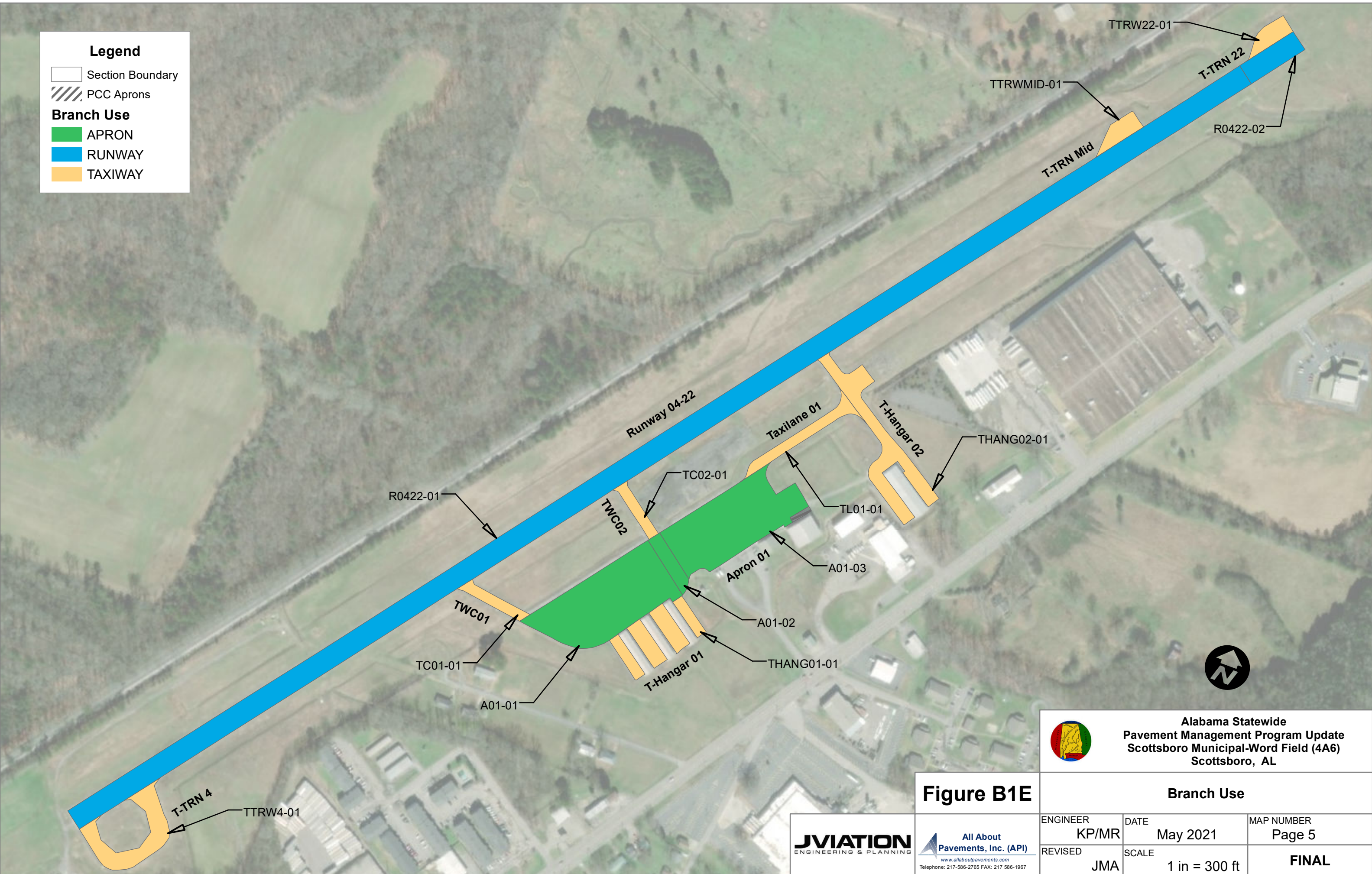
  
**JV AVIATION**  
 ENGINEERING & PLANNING

  
**All About  
Pavements, Inc. (API)**  
www.allaboutpavements.com  
Telephone: 217-586-2765 FAX: 217-586-1967



**Legend**

-  Section Boundary
-  PCC Aprons
- Branch Use**
-  APRON
-  RUNWAY
-  TAXIWAY



**Figure B1E**

 **Alabama Statewide  
Pavement Management Program Update  
Scottsboro Municipal-Ward Field (4A6)  
Scottsboro, AL**

Branch Use		
ENGINEER KP/MR	DATE May 2021	MAP NUMBER Page 5
REVISED JMA	SCALE 1 in = 300 ft	<b>FINAL</b>

**JVIATION**  
ENGINEERING & PLANNING

**All About Pavements, Inc. (API)**  
www.allaboutpavements.com  
Telephone: 217-586-2765 FAX: 217-586-1967



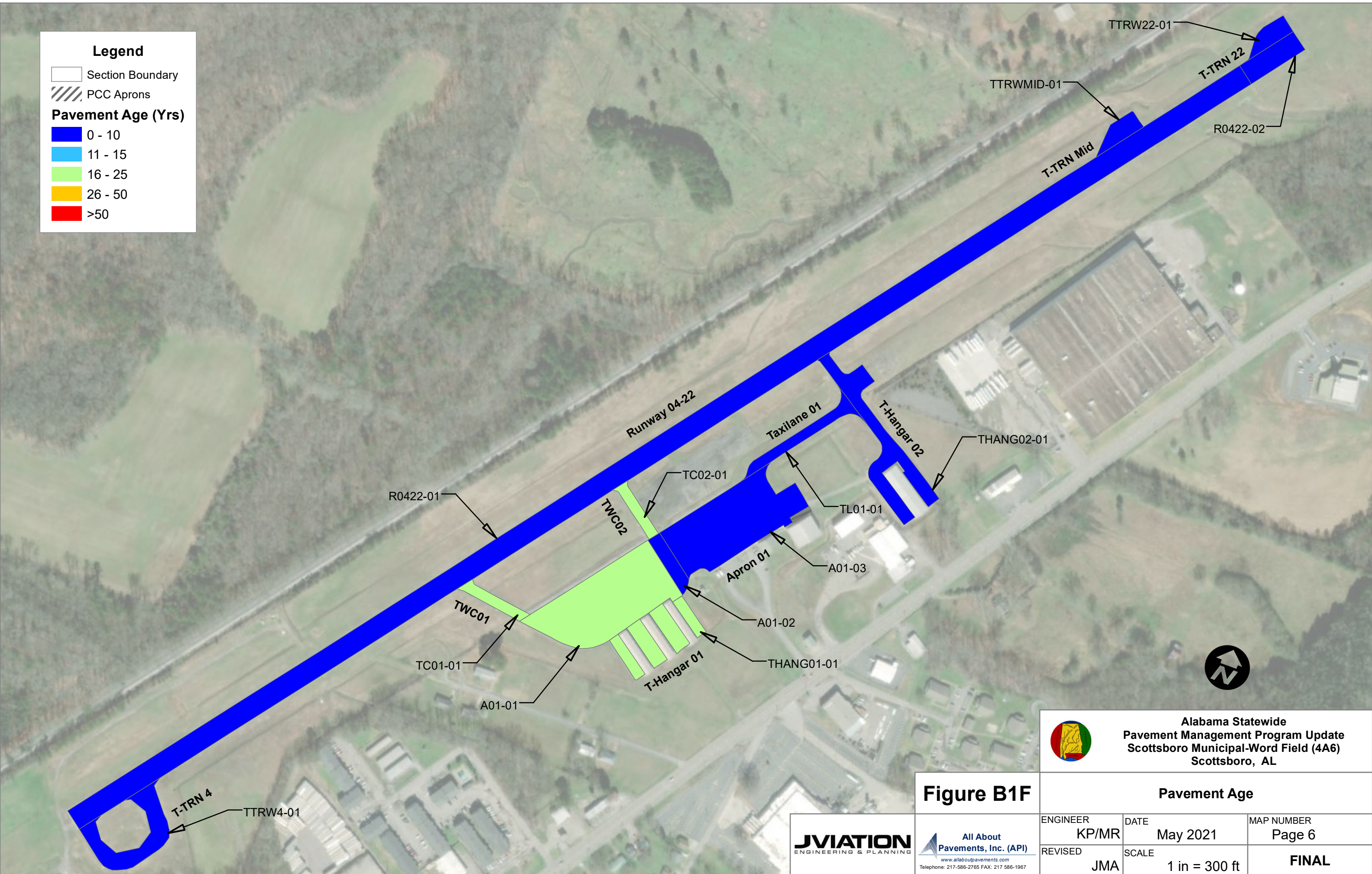
**Legend**

Section Boundary

PCC Aprons

**Pavement Age (Yrs)**

- 0 - 10
- 11 - 15
- 16 - 25
- 26 - 50
- >50



**Figure B1F**

Alabama Statewide  
 Pavement Management Program Update  
 Scottsboro Municipal-Ward Field (4A6)  
 Scottsboro, AL










Pavement Age		
ENGINEER KP/MR	DATE May 2021	MAP NUMBER Page 6
REVISED JMA	SCALE 1 in = 300 ft	<b>FINAL</b>

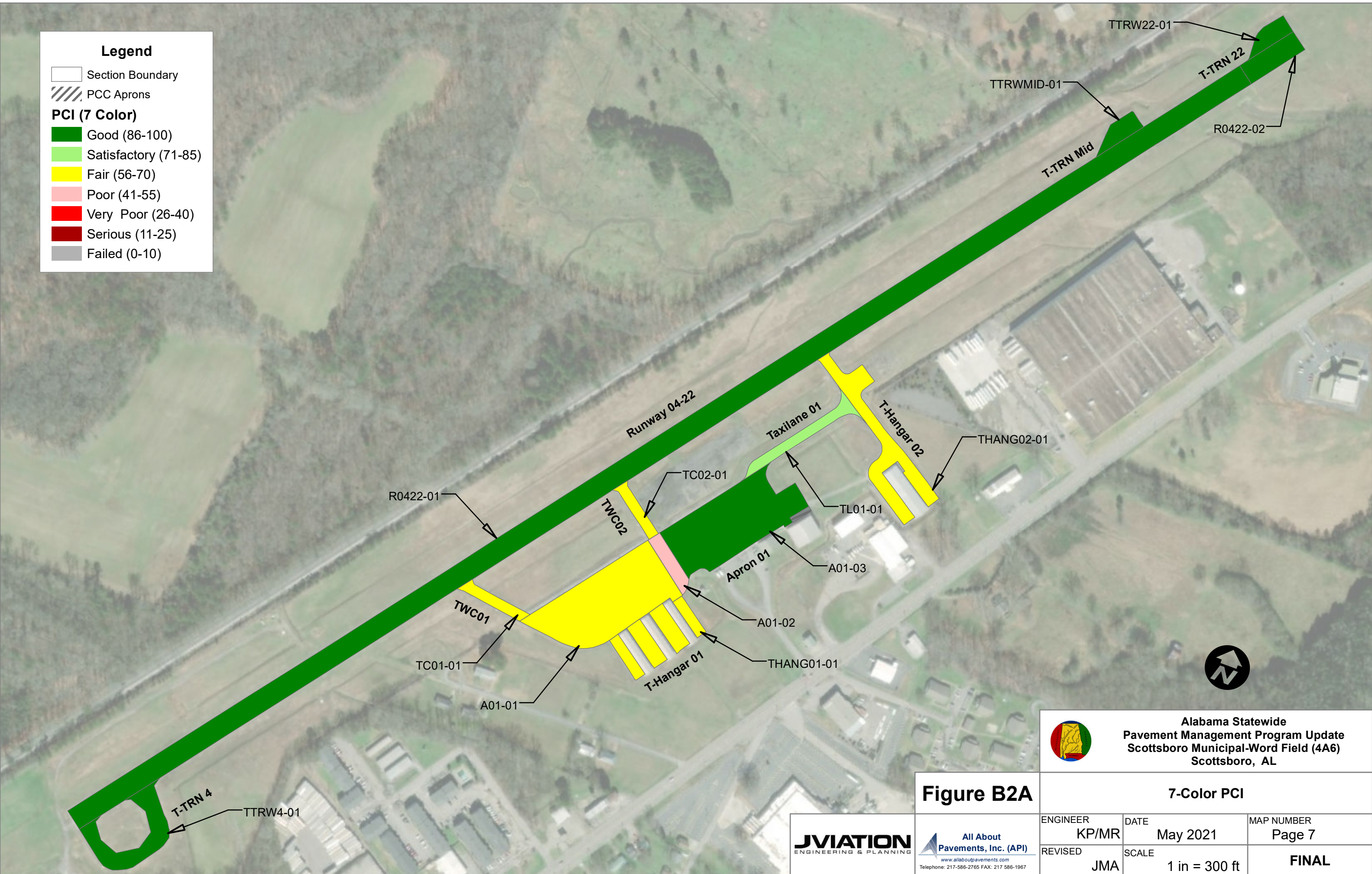


All About  
 Pavements, Inc. (API)  
 www.allaboutpavements.com  
 Telephone: 217-586-2765 FAX: 217-586-1967



**Legend**

-  Section Boundary
-  PCC Aprons
- PCI (7 Color)**
-  Good (86-100)
-  Satisfactory (71-85)
-  Fair (56-70)
-  Poor (41-55)
-  Very Poor (26-40)
-  Serious (11-25)
-  Failed (0-10)



Alabama Statewide  
 Pavement Management Program Update  
 Scottsboro Municipal-Ward Field (4A6)  
 Scottsboro, AL

**Figure B2A**






7-Color PCI		
ENGINEER KP/MR	DATE May 2021	MAP NUMBER Page 7
REVISED JMA	SCALE 1 in = 300 ft	<b>FINAL</b>

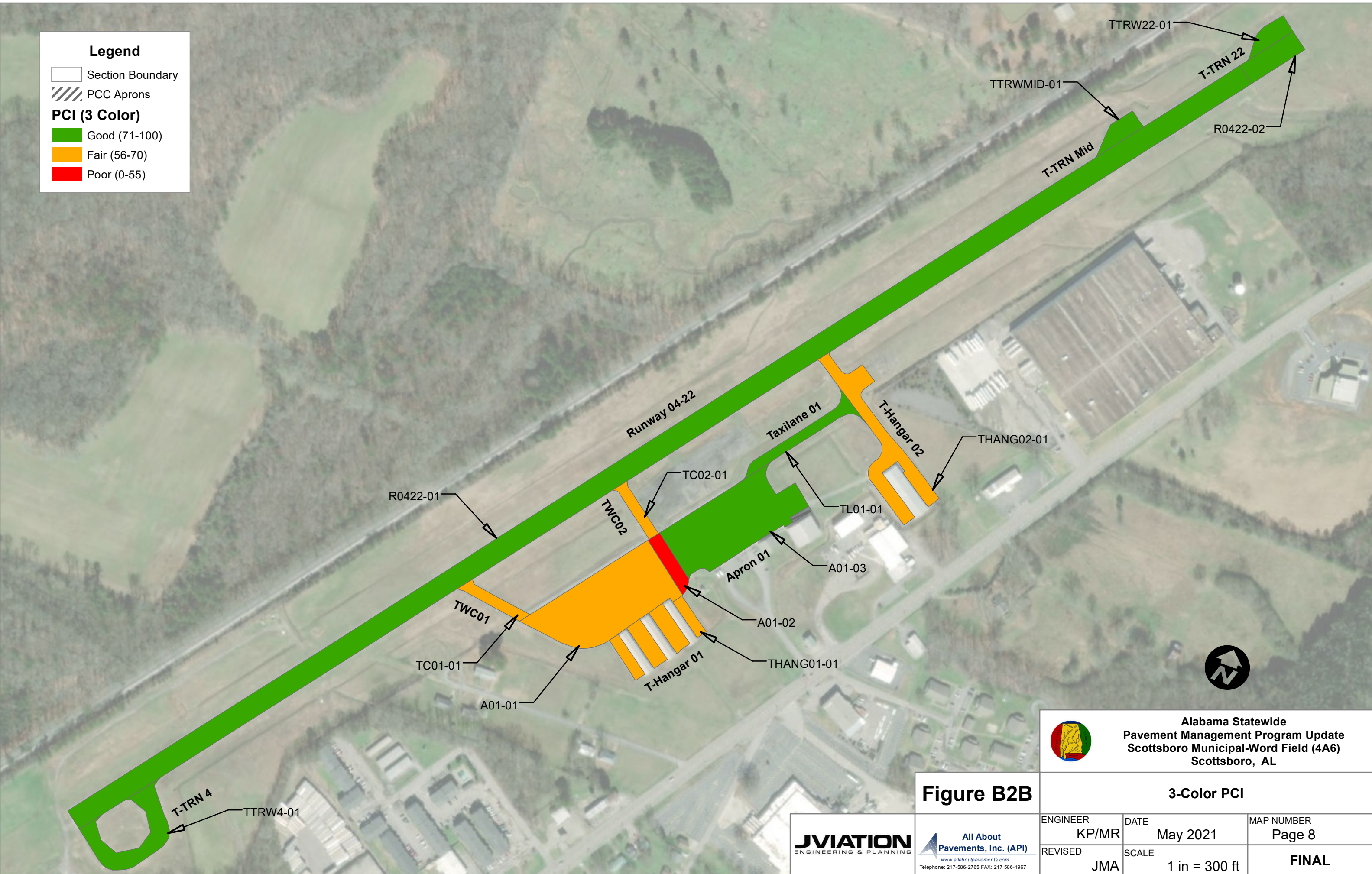
**JVIATION**  
 ENGINEERING & PLANNING

All About  
 Pavements, Inc. (API)  
 www.allaboutpavements.com  
 Telephone: 217-586-2765 FAX: 217-586-1967



**Legend**



-  Section Boundary
-  PCC Aprons
- PCI (3 Color)**
-  Good (71-100)
-  Fair (56-70)
-  Poor (0-55)




**Alabama Statewide  
Pavement Management Program Update  
Scottsboro Municipal-Ward Field (4A6)  
Scottsboro, AL**






**Figure B2B**

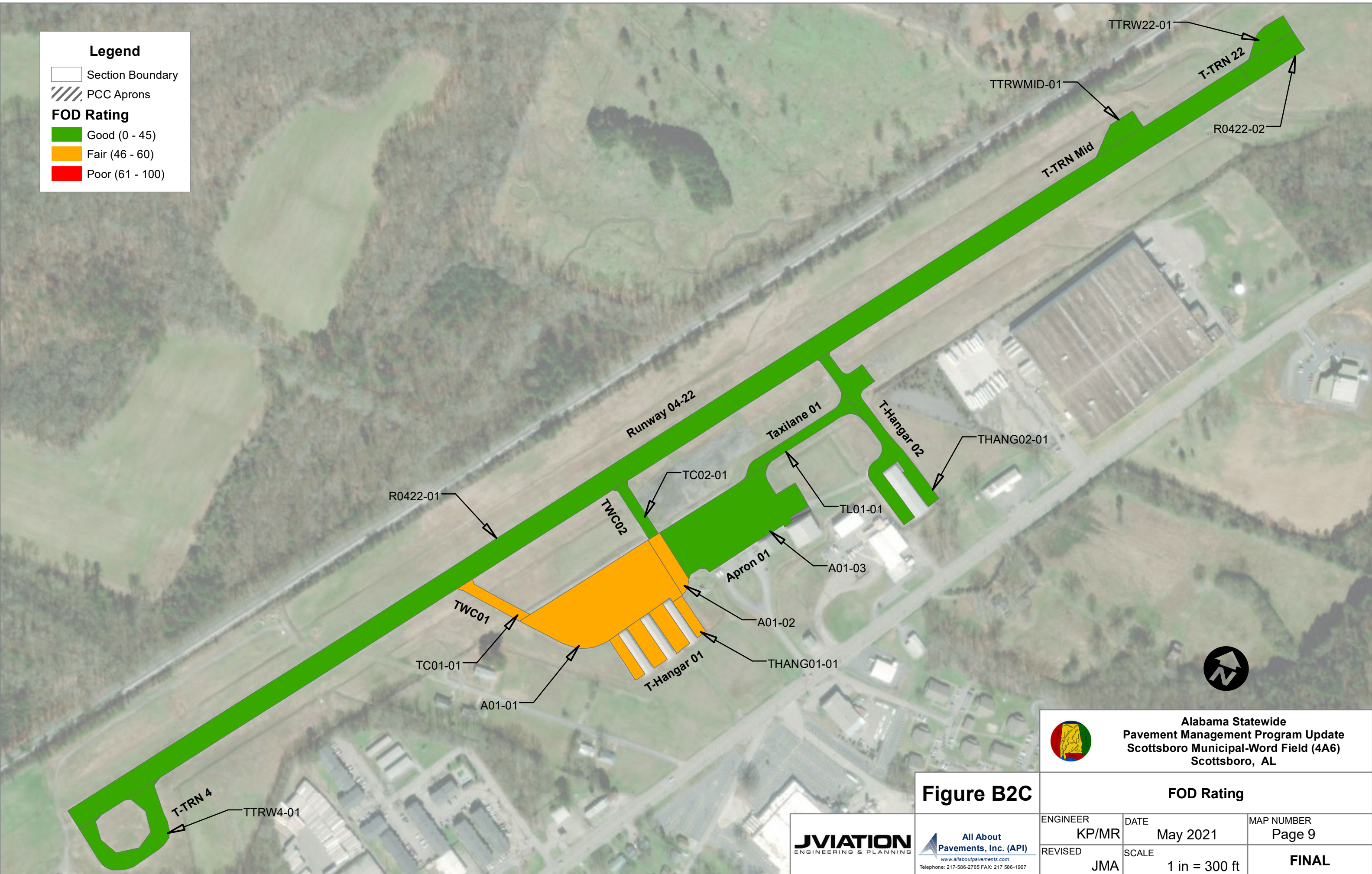
**3-Color PCI**

 <b>JV AVIATION</b> <small>ENGINEERING &amp; PLANNING</small>	 <b>All About Pavements, Inc. (API)</b> <small>www.allaboutpavements.com Telephone: 217-586-2765 FAX: 217-586-1967</small>	ENGINEER	DATE	MAP NUMBER
		KP/MR	May 2021	Page 8
REVISED	SCALE	<b>FINAL</b>		
JMA	1 in = 300 ft			



**Legend**

-  Section Boundary
-  PCC Aprons
- FOD Rating**
-  Good (0 - 45)
-  Fair (46 - 60)
-  Poor (61 - 100)



**Figure B2C**

 **Alabama Statewide  
Pavement Management Program Update  
Scottsboro Municipal-Word Field (4A6)  
Scottsboro, AL**

FOD Rating		
ENGINEER KP/MR	DATE May 2021	MAP NUMBER Page 9
REVISED JMA	SCALE 1 in = 300 ft	<b>FINAL</b>

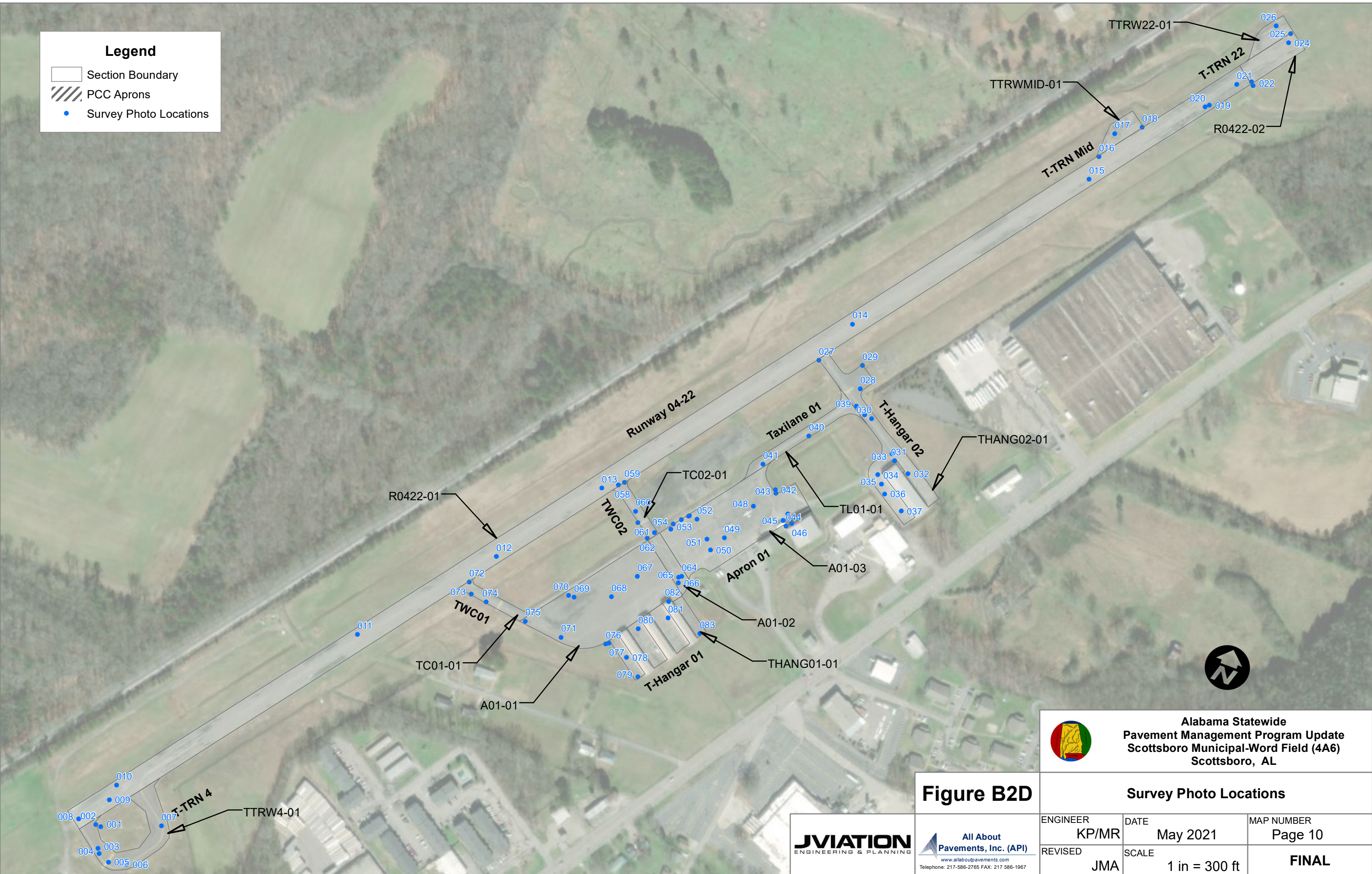
**JVIATION**  
ENGINEERING & PLANNING

**All About Pavements, Inc. (API)**  
www.allaboutpavements.com  
Telephone: 217-586-2765 FAX: 217-586-1967



### Legend

- Section Boundary
- PCC Aprons
- Survey Photo Locations



 **Alabama Statewide Pavement Management Program Update**  
**Scottsboro Municipal-Word Field (4A6)**  
**Scottsboro, AL**

**Figure B2D**



Survey Photo Locations		
ENGINEER	DATE	MAP NUMBER
KP/MR	May 2021	Page 10
REVISED	SCALE	<b>FINAL</b>
JMA	1 in = 300 ft	

**JVIATION**  
ENGINEERING & PLANNING








All About Pavements, Inc. (API)  
www.allaboutpavements.com  
Telephone: 217-586-2765 FAX: 217-586-1967

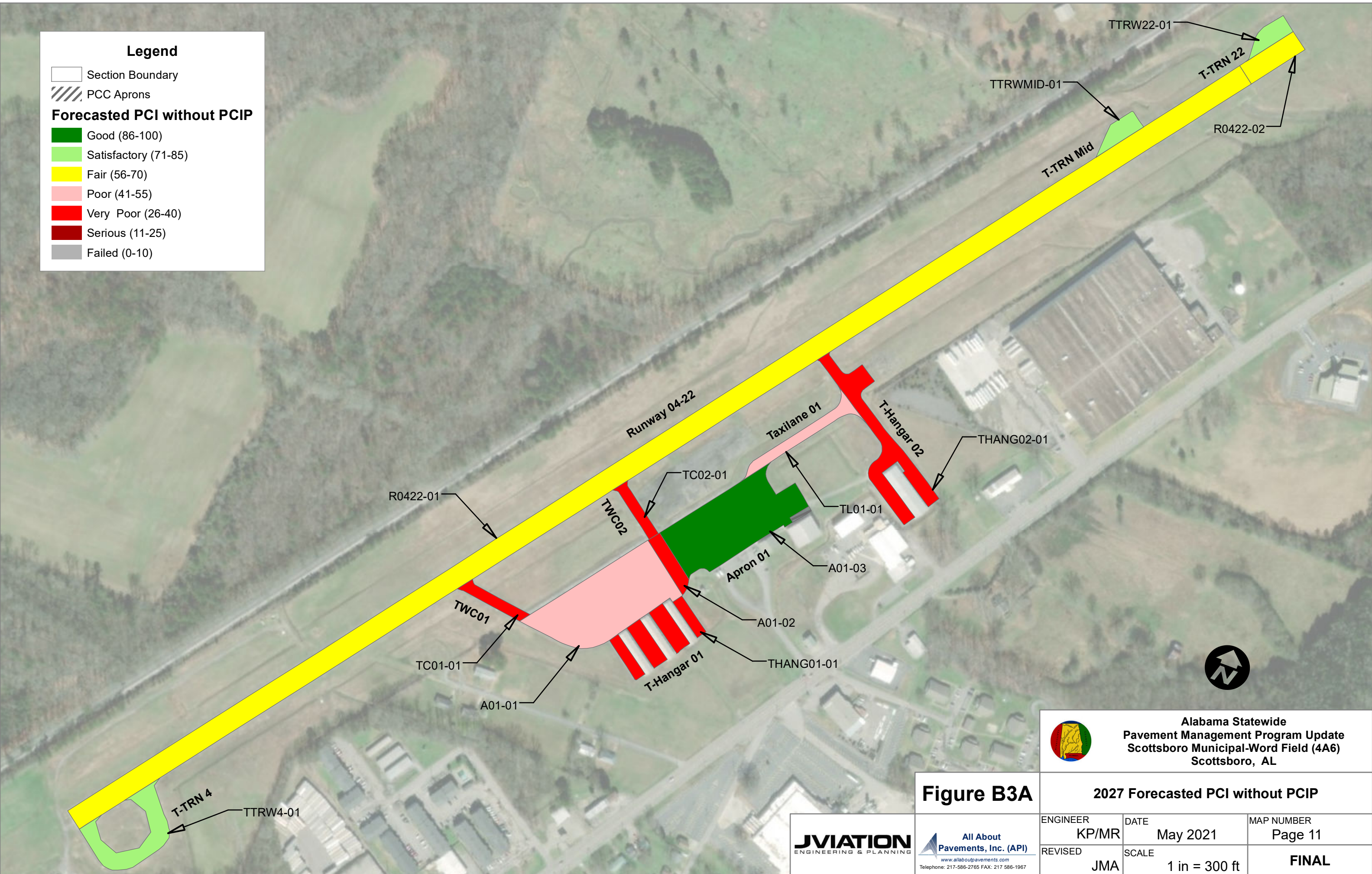


**Legend**

-  Section Boundary
-  PCC Aprons



**Forecasted PCI without PCIP**

-  Good (86-100)
-  Satisfactory (71-85)
-  Fair (56-70)
-  Poor (41-55)
-  Very Poor (26-40)
-  Serious (11-25)
-  Failed (0-10)




**Alabama Statewide  
Pavement Management Program Update  
Scottsboro Municipal-Ward Field (4A6)  
Scottsboro, AL**





**Figure B3A** **2027 Forecasted PCI without PCIP**

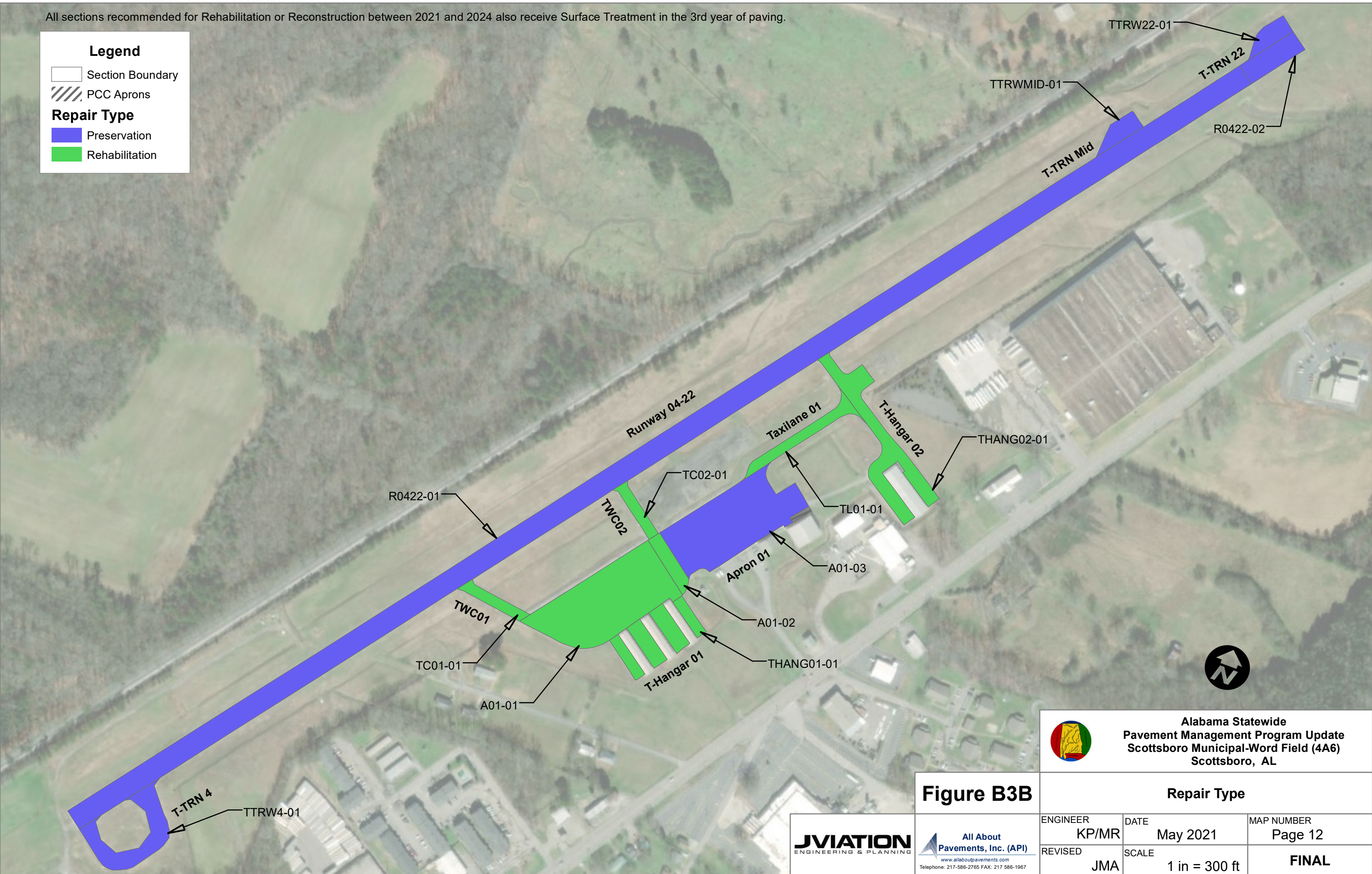
 <b>JV AVIATION</b> <small>ENGINEERING &amp; PLANNING</small>	 <b>All About Pavements, Inc. (API)</b> <small>www.allaboutpavements.com Telephone: 217-586-2765 FAX: 217-586-1967</small>	ENGINEER	DATE	MAP NUMBER
		KP/MR	May 2021	Page 11
REVISED	SCALE	<b>FINAL</b>		
JMA	1 in = 300 ft			



All sections recommended for Rehabilitation or Reconstruction between 2021 and 2024 also receive Surface Treatment in the 3rd year of paving.

**Legend**

-  Section Boundary
-  PCC Aprons
- Repair Type**
-  Preservation
-  Rehabilitation



**Figure B3B**

 **Alabama Statewide  
Pavement Management Program Update  
Scottsboro Municipal-Ward Field (4A6)  
Scottsboro, AL**

Repair Type		
ENGINEER KP/MR	DATE May 2021	MAP NUMBER Page 12
REVISED JMA	SCALE 1 in = 300 ft	<b>FINAL</b>

**JVIATION**  
ENGINEERING & PLANNING

**All About Pavements, Inc. (API)**  
www.allaboutpavements.com  
Telephone: 217-586-2765 FAX: 217-586-1967



All sections recommended for Mill & AC Overlay or AC Reconstruction between 2021 and 2024 also receive Surface Treatment in the 3rd year of paving

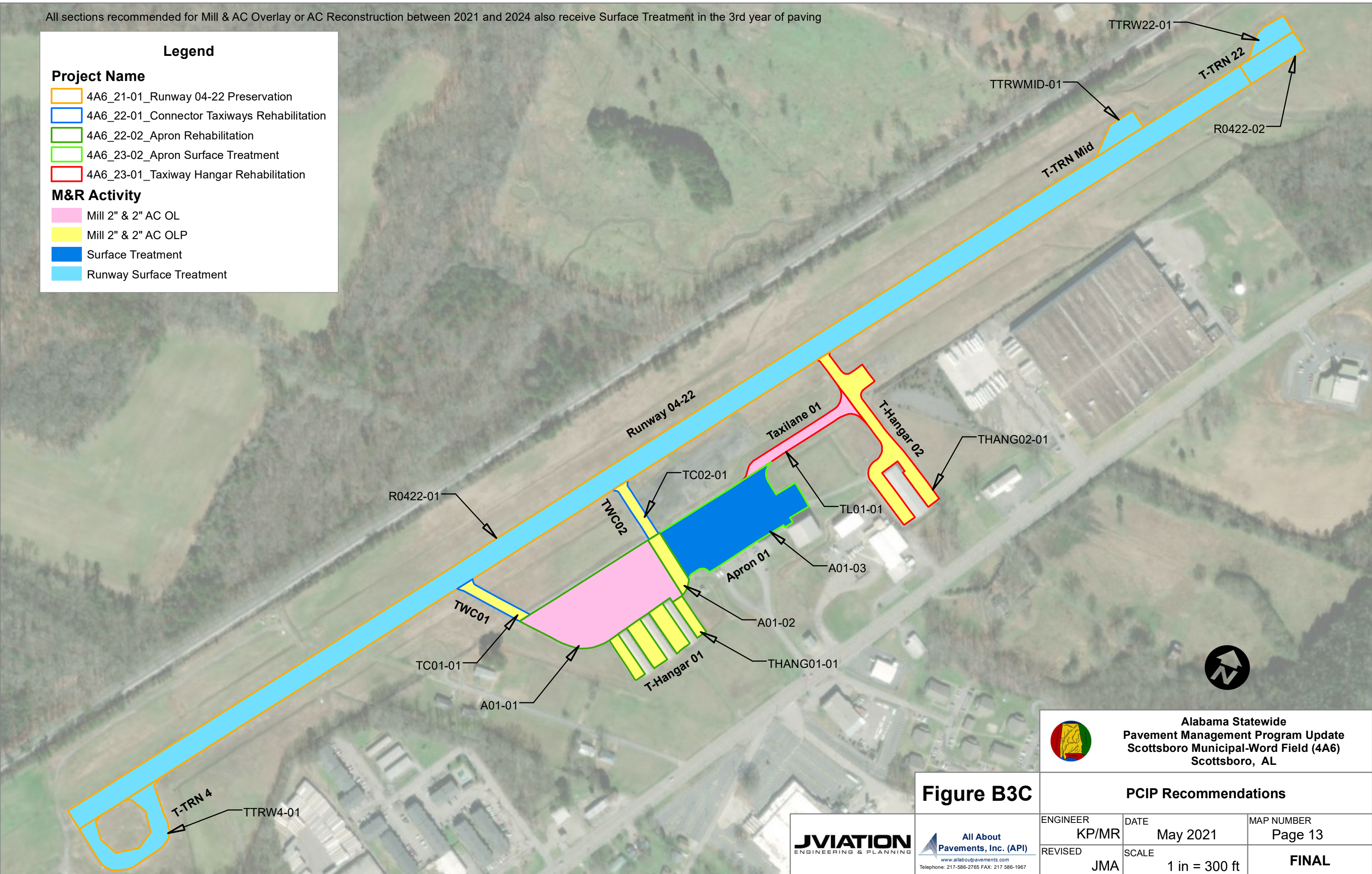
**Legend**

**Project Name**

- 4A6\_21-01\_Runway 04-22 Preservation
- 4A6\_22-01\_Connector Taxiways Rehabilitation
- 4A6\_22-02\_Apron Rehabilitation
- 4A6\_23-02\_Apron Surface Treatment
- 4A6\_23-01\_Taxiway Hangar Rehabilitation

**M&R Activity**

- Mill 2" & 2" AC OL
- Mill 2" & 2" AC OLP
- Surface Treatment
- Runway Surface Treatment



**Figure B3C**

**Alabama Statewide  
Pavement Management Program Update  
Scottsboro Municipal-Word Field (4A6)  
Scottsboro, AL**

PCIP Recommendations		
ENGINEER KP/MR	DATE May 2021	MAP NUMBER Page 13
REVISED JMA	SCALE 1 in = 300 ft	<b>FINAL</b>



## **APPENDIX C**

### **OVERVIEW OF PAVEMENT DISTRESSES**





1. Alligator Cracking (AC)

5`|| UcfVWWh |gUgfygcZ|HfVbN|h |VWgWgXVnZ||iYZ|ifYcZHY  
UgU|UHbWfYg|fWk\YfYhgYgYgUxg|U|g\||\Ygi bWk\Y`cUg`HY  
VWgdcd|U|Ylc hYg|fW|b||U|ngUgfygcZdfUYVWg`5ZfYfNfX  
HZZWcd|h |hYVWgWbWZfa|h |aUngXWgUd|U|`Yd|WghUfY|Ycd  
Ud|mb|ng|aV|h |W|W|k|fYcfhYg|bcZ|U||Ucf`HYd|Wg|fY|YghU|&  
Z|h|c|`cbhYcd|Yg|X`5`|| UcfVWWh |cWf|g|b|n|b|U|f|g|h|U|f|Y|g|V|W|X|c|`  
f|N|f|X|H|Z|W|c|d|h |z|g|W|g|k|\Y`d|h|g|Z|U|g|W|g|X|Y|X|U|a|U|c|f|g|i|W|f|U|X|g|Y|g|`

Gj Y|n|g

- ◆ @k! aUxi dcZ|bz\Uf`| YVWgfi|b|h |`dfUYlc XWchYk|h bby  
cfdbnUzk |HfVbN|h |VWg`HYVWg|fY|b|c|g|U`X`
- ◆ A Y|a !: ifhYX|Y|cda Y|cZ||\H|| UcfVWWh |Hc Ud|mb|c|f  
b|k|c|`cZ|W|g|h|U|a|U|h|Y||\h|g|U|Y|X|A|Y|a|!g|j|Y|n|U|| UcfVWWh |`  
|g|X|b|X|V|U|k|Y|!X|b|X|d|U|mb|c|Z|HfVbN|h |VWg|k\Y|Y|U`d|W|g|  
U|Y|g|W|f|Y|m|Y|X|b|d|U|W|c|X|U||f|U|Y|b|f|c|W|W|k|Y|b|d|W|g|/
- ◆ <||\!\Ugdc|fYgXgc hU|hYd|Wg|fY|k|Y X|b|X|U|X|g|U|Y|X|U|h|Y|X|Y|g`  
Gca YcZ|Yd|W|g|a|U|h|c|W|i|b|W|f|H|Z|W|b|X|a|U|h|U|g|: CS`d|b|U|`

FYU|f|cd|cbg

- ◆ @k! Bc U|b|z|g|f|W|g|U|c|f|g|Y|U|h|Z|f`ck`g|j|Y|n|g|Y|g|/
- ◆ A Y|a ! d|f|U|c|Z`X|h`d|U|W|z|g|Y|U|h|c|f|W|b|g|i|W|
- ◆ <||\! d|f|U|c|Z`X|h`d|U|W|z|g|Y|U|h|c|f|W|b|g|i|W|



2. Bleeding (AC)

6'YXh] ]gU4a`cZV]ha]bci gaUM]U`dbhYdj Ya Vhg]fZWhUMSU]gUg]bnã  
[`Ug]`YfZNM]d]g]fZWhUi]g]UmVWãYgi]JYg]Wih6'YXh] ]gU]g]XVn  
YWg]j]YUaci]hg]c]Zig]d]UMWãYhcf]Rfg]bhYa] ]`c`dk!Uf]j]c]XW]h]h]c]f]Vch"  
-hc]W]g]k\`Yb]g]d]U]h]`gh]Y]j]c]X]g]c]Z]h]Y]a] ]`X]f]h]`\`dk]Y]h]Y]U]X]h]Y]b]Y]d]b]X]g]i]h  
c]b]c]h]Y]g]f]Z]W]c]Z]h]Y]d]j]Y]a]Y]h]Q]b]W]h]Y]V]Y]X]h]d]c]W]g]g]b]c]f]Y]g]V]Y]X]f]h] ]WX  
k]X]h]Y]Z]g]d]U]h]c]f]R]f]k]`U]W]ai`U]Y]c]b]h]Y]g]f]Z]W`

G]j]Y]h]g]Bc]X]f]Y]g]c]Z]g]j]Y]h]i]f]Y]X]h]b]X]6'YXh] ]g]c]i`X]W]h]c]X]k\`Y]h]g]  
Y]h]g]j]Y]h]c]i] [\`lc]f]X]W]g] ]X]h]g]j]U]W`

F]Y]U]f]D`M]g]`8]c]b]c]h]d] ]g]b]X]V]d]h]Y]X]g]d]g]X]i]f]U]h]i]d]h]h]d] ]`X]U]b]X]c]`g]b]X  
]b]c]h]Y]U]f]g]U]Z]N]X]k]h]V]Y]X]h] ]z]f]a]c] ]Y]h]Y]Y]W]g]a]UM]U`d]U]W`





### 3. Block Cracking (AC)

6cWVWgUY]bFVbNEXVWghUHj]XhYdjYaYHbcfVNH i'fgUdX  
d]Wg"HYVcVgaUthU]Y]bgrZca %An?Zcde %6Vn?6ZNF'6cWVWgh'  
lgWgXaUbnmg]fb\_UYcZhYUg\UHbMNYUX]gbdicUX]ggV]FX'HY  
cWVfVWcZVcWVWgh igUn]bXVWghUHhYUg\UHg\U]bXg]hZV]hfi'  
6cWVWgh] bcaU'ncWVg]YU'U]Ydcdf]bcZhYdjYaYHfVZVhk]''  
gaV]aYgcWVfcbn]bhYcb]hZVWVg'

#### GjY]iNg

- ◆ @ck! X]bXVnM]WghUHfyUacgi]\hngUYZV]gh] bcZfN]bcVNI  
XaU]YECSEdch]U'I hZ'XVWg\jY%] bWcf'YgaYbk]XhZbX  
Z'XVWg\jYZ'Y]bg]gU]fm]bX]cb/  
◆ A Y]i a! X]bXVnM]WghUHfyacXU]YngUYX]gaY: CS'dd]H]Uz  
ihZ'XVWghUHfyUacgi]\hngUYZV]h]jYUaYbk]X]fU]f  
hU]b%] bWcfZ'XVWghUHfyUacgi]\hngUYXV]h]jYZ'Y]b'  
ih]g]gU]fm]bX]cb/  
◆ <]]\! X]bXVnM]WghUHfyUg]YfngUYZV]gh] U]b]hY: CS'  
dd]H]U'

#### FYU]FDe]M]g

- ◆ @ck! BcU]cb/  
◆ A Y]i a! gU]VWgZ]d]m]Y]jYU]cfZ]V]W]g]fZ]W]cf\Y]g]U]f]Z]b]X  
cjYU]h  
◆ <]]\! fV]W]g]fZ]W]cf\Y]g]U]f]Z]b]XcjYU]h



#### 4. Corrugation (AC)

##### Description

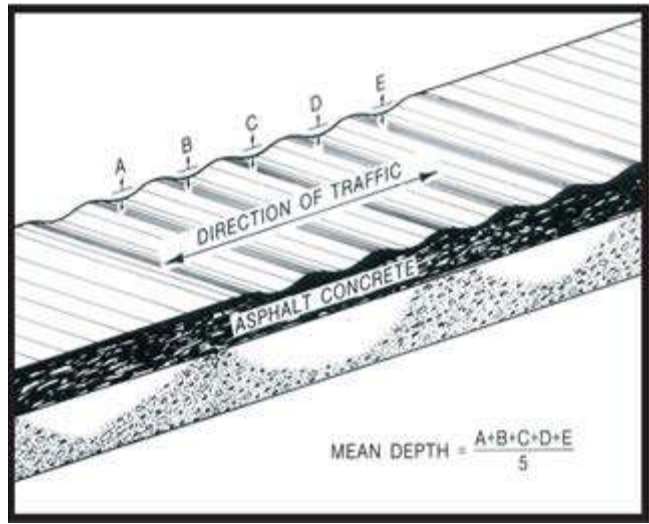
Corrugation is a series of closely spaced ridges and valleys (ripples) occurring at fairly regular intervals, usually less than 5 feet (1.5 meters) along the pavement. The ridges are perpendicular to the traffic direction. Traffic action combined with an unstable pavement surface or base usually causes this type of distress.

##### Severity Levels

**7** cfi [ U] d g f Ya ] b c f U X X c b d g ] b ] V b h n ] Z W ] X e U ] m g Y a V g f a Y h V P ] U V Y c k E'

**7** cfi [ U] d g f Y b d ] M V Y U X g ] b ] V b h n ] Z W ] X e U ] m g Y a V g f a Y h V P ] U V Y c k E'

**7** cfi [ U] d g f Y g n i d ] W X b X g ] Y Y m ] Z W ] X e U ] m g Y a V g f a Y h V P ] U V Y c k E'



SYFYgdgUfYcW/nXdj Ya YHj fZWFUg\Uj H YY Uhdgg|| \hmckYfhUb  
 hcgYcZhYgffci bNj 'dj Ya YH-ba Un]hgUBWg'|\hSYFYgdgUfYhdi  
 bclMVYi b] UZFUUbzk\YdbbNj kUFVWNgVEXUH UNg\VIhY  
 XdFYgdgWbUg YcWPK]hci hfUbVWU gYzgUhgWUXVndbNj 'cZ  
 kUF'SYFYgdgWbVWU gXVngNia YhcZhYZi bNj]dgg] cfWbVWU]h  
 Xfh] Wbg] Vdb'SYFYgdgWU gYci |\bgUbk\YbZ`Ykjh kUF'cZ  
 gZVhHhZwI`XWg\`nModUbj] cZUWZFI

**GjYHNg**

- ◆ @k! SYFYgdWbWcVg] Ycf`cWPKVngUbxUfNgdbng|| \hm  
 UZWgdj Ya YHfNj 'ei U]mUBXa UnUg\`nModUbj] 'dbNj]U'db  
 fi bkUg'AU]aia Xch`%#`lc`%&]bWZffi bkUg`%&lc`%&]bWZfU]kUg  
 UbXUdcbg/
- ◆ A Wia ! HYXSYFYgdWbWcVg] YzacWUYnIZWgdj Ya YHfNj 'ei  
 U]mUBXW g\`nModUbj] 'dbNj]U'dbfi bkUg'AU]aia Xch`%&lc`%  
 ]bWZffi bkUg`%&lc`%&]bWZfU]kUgUbXUdcbg/
- ◆ <||\! HYXSYFYgdWbWfUd]nVg] Yzgj YnIZWgdj Ya YHfNj 'ei  
 U]mUBXW g\`nModUbj] 'dbNj]U/SYh [fUfhUb%]bWZf  
 fi bkUg] fUfhUb]&]bWZfU]kUgUbXUdcbg'

**FYUFDc`MNg**

- ◆ @k! BcUWcb/
- ◆ A Wia ! GUckzdUf]U'cfZ`Xch`dUW
- ◆ <||\! GUckzdUf]U'cfZ`Xch`dUW



**SYGJdjb**

>Yh/UghMgcbWl gXf\_YbXlNgbhYdj Ya Yhij fZVMk\ YbVha Jbci gVbXf  
\UgVYbVi fbXcfWVchjX~cUj rXVi fbXlNga Uij UfnjbXdh i dle'  
Uhd ja UYn%&|bWf%a|`ja Yhg!

**GjYJh@jYg**

Bc Xl fYg:Zgj YJhufYXZbX-Hggj ZMfHc JbXUyhUihYhUghMgcbYlg'



## 7. Joint Reflection Cracking (AC)

### 8Y9AdJcb

HlgYgYgcWAgdbnibbdj Ya Ylg\UjJd UbUg\UicfRfg fAWcj YUD7'gU'  
 HlgWV[cfmKYgchj bWXYZMcbVWVh] Zca UnichYfhdYcZUgMj'YZ  
 Va YhgW]hXZ]a YgW]hXZ]g WVVWgUY'gYXlg'ch]jXhU UbXUhg YgY  
 VWg'>chYXZMcbVWVh] 'lgV]gXa Ubmna c] Ya YhcZhYD7'gUWVbH'  
 hY57'g fAWWV]gYcZhYa UUbXacdgifYWU] Yg]hghchcUXFYUX'<ckY YZ  
 hZ]WcU]h] aUu]gUYUUXkbcZhY57bmfhYVWVYg] Jh] JbgU]h] UbX  
 : CS'ddH]U'~ZhYdj Ya YhgZU]a YFXUdh] UUVZhYVW]g]JXle VY  
 gUYX'5'\_bck YX'YcZgUX]a YgchgVbHh hY57'g fAWk]''\Ydle ]Xh]m  
 hYgVWg'

### GjYfhc@jYg

7UWg\Uj Ycbm] \higU]h] f]hYcfc: CS'ddH]U'cfc'gU]h] UbXUbY  
 4'Ycfbch]4'YX'~Zch]4'YzhYVWg\Uj YUa Ybk]h'cZ%' ]bWf'  
 a] ]a Yfg'cf'Yg': ]'YXWVgUYcZUb]k]hZi hYf]4'YfaU]U]g]b'  
 g]h]gVWfm]b]h]b'

ChYcZhYZ`ck]h] Vb]h]dgY]gg f]hYVWgUYacXUUYngUYX]ga Y: CS'  
 ddH]U'UbXUbYVY]hY4'Ycfbch]4'YcZUb]k]h]/hZ]4'YXWVgUYbch  
 gUYXcfUYcbm] \hngUYXV]hY4'Y]g]bi h]g]h]gVWfm]b]h]b]/f]h  
 bch]4'YXWVgUYbch]gUYXcfUYcbm] \hngUYXV]hYa Ub VVW  
 k]h]g]f]h]h]b%' ]bWf' a] ]a Yfg'cf]f]h] \h]b]Xa VVW]h] Y]gg  
 bmfhYVWVcfU]hYVb]f'cZ]h]gV]h] VVWg'

7UWgUYg] YfngUYXV]h]h]: CS'ddH]U'UbXUbYVY]hY4'Ycfbch]  
 4'YcZUb]k]h]''



@ch|lhXhUUbXlRhg YgM@ HEMWgUfYdUUYlc hYdj Ya YHqVHF|bYcf  
 'UxkcbXfMdb' H Yna UnVYU gXVm %Udcbf mWbgs VxXdj h| "Uy'chz&  
 gfb UyCzhY57'g fZWX Yc\ Uxh|d 'cZhYUg UZ'cf' EUFZMj YMW  
 WlgXVmMWgVbXh hYg fZWMi fg' HUbj YgVWgY HbXlWghY  
 dj Ya YHhMdbXWUfnlc hYdj Ya YHqVHF|bYcf 'UxkcbXfMdbzUXa UnY  
 WlgXVn|Yag&cf' Elgg|HXlVj Y'HYg|hdngcZMWgUfYbchi gUmçX  
 fYUX'

**GjYfng**

- ◆ @k! \GjYfngYfa|bcfgU|h'cfbcgU|h"HYMWgVbVZ'Xcfih  
 Z'X' I bZ'X' MWg\jYUa Ybk|X'cZ%#|bWcf'Yg':|'X' MWgUfY  
 Unk|X' V|hYfZ'Y'lg|bg|gUWfm|X'|b/
- ◆ A Yia ! dYcZHYZ`ck|h| Wb|hdgYlg' %EMWgUfYacXUym  
 gdUYXUXbVYhYfZ'X'cfibZ'X'czUnk|X'/&Z'X' MWgUfYbchi  
 gUYXcfdbm||\hngUYXVihYfZ'Y'lg|bi|g|gUWfm|X'|b/ Eih  
 Z'X' MWgUfYbchi gUYXcfdbm||\hngUYXVihYMWk|X' YWg  
 %#|bWcf(E||\hUXa Ww|h| Ylg|b|f|hYMWcfUhYWb|f'cZHY  
 HgX|h| Ww/
- ◆ <||\! gjYfngUYXk|h UX|h|: C7d|h|U"HYm|bVYhYfZ'X'  
 cfibZ'X'

**FYUFD:MG**

- ◆ @k! BcU|b/
- ◆ A Yia ! gUWw/
- ◆ <||\! gUWwcfmZfa UZ'X'h'dW'





9. Oil Spillage (AC)

Cj`gd`U Ylgh YXWjcfUjbcfgZjhj`cZhYdjYa Yhig fZWWUgXVnhY  
gd`h`cZc`ZAYzcfchYfg`j Ylg`

Gj YlNg Bc Xl fYg`Zej Yl mif YXWj bX`Hgg ZVhlc`bYUWhUic`gd`U Y  
Ylg`

FYUFD`MNg

- ◆ Scbchj`/`
- ◆ DffU`cfZ`Xh`dUW`



10. Patching

**FYUf dUWb Uxi f]mWidUWb ]gWbg\NYXUNZUMN UXYgcZck kY ]h  
dMzfa gcfk UgWbgi WXX**

**Gj YINg**

- ◆ @ck! ]b[ ccXWbY]cbUx]gdMzfa ]h ]g]gZUMf]m
- ◆ A Y]i a ! ]gga Yk\ U]NY]cfU]XU]XU]ZUM]g]Y]h ]ei U]m]c'ga Y]Y]N]h
- ◆ < ][\! ]gU]X]m]N]f]cU]XU]XU]ZUM]g]Y]h ]ei U]m]g] ]h]ZUM]h]n]c'U]g] ][\`  
: C8'd]h]U'

**FYUfcd]cbg**

- ◆ @ck! BcU]cb/
- ◆ A Y]i a ! ]gU]V]W]g]YU]f]h]Y]X]g]Y]g]g] ]bh]YdUW]c]f]m]U]W]h]YdUW
- ◆ < ][\! ]m]U]W]h]YdUW'



**: ]]ifY74. "5g]U]H]U]W]b]"**



11. Polished Aggregate **157L**

**8Y9Adjb**

5[[f]UYdc'lg]h]lgWigXvifvNfXfUz]Wd]W]cbg'Dc'lgXU[[f]UY]g  
dYgHk\YbWgYUa]b]cbczUdjYaYbfyYUghUthYcb]cbczU[[f]UY  
YfNf]UvjYhYUg]UhgYhYjYfigaU'cfhYfYfbc'fi[\cfU]i'U  
U[[f]UYd]f]Wgle'dfj]X]ccXg]XfYg]UW'9]g]bWcZ]g]m]cZ]g]N]g]g'  
Ug]b]X]W]X]k\Yb]h]Y]i]a]V]f]cb]U]g]X]f]Y]g]U]W]f]U]h]f]g]i]g'ck'cf\U]X]cd]X  
g]b]Z]W]h]n]z]ca'df]j]ci]g]f]U]h]g'

**GjY]h]e]y]Y]g**

BcX]f]Y]g]c]Z]g]Y]h]m]f]Y]X]b]X<ck]y]Y]z]h]Y]X]f]Y]c]Z]c'lg]h]g]c]X]Y  
g]b]Z]W]h]n]z]ca'df]j]ci]g]f]U]h]g]b]W]X]X]b]h]Y]W]b]h]cb]g]f]j]Y]h]X]f]U]X]g]U]X]W]U



12. Raveling (AC)

**FUjYH lghNYgcXlH'cZMUGYU|fUUYdUfMwZca hYdJYa YHj fAW'**

**8YhgYA| 'GjYfmi@jYg'**


**5gi gX\Y|ZMUGYU|fUUYWg|c: fXca lHHMUGYU|fUUYg|NgZHY  
UgUha||"5|[fUUYWg|NgfYfck\YbacfYhU'cbYU'cb| WUGYU|fUUY  
d|W|ga|gg|"-ZbXi ViU' hUg|YfmiY YzhfYfYfYg|Uj|YfNgZ%gi fY  
n|Xf%gi fYa YfLNU'g|c' XYYU' l|bXlXhYbi a Vf'cZa|gg| WUGY  
U|fUUYdUfMwZca hX'**

**@ck' gj YfmiWf|ZlncbYcZhYgWbN|dgY lgh fE:bUgi fYn|Xf|gi fY  
a YfLNU'g|Uj|YfLZhYbi a Vf'cZMUGYU|fUUYdUfMwZca|gg| 'g  
VlkYb) UfX'S' fEA|gg| U|[fUUYWg|Ng|g'YghU'&MfVh'cZHY  
YU' l|bX'gi fYn|Xf|gi fYa YfLNU'-b'ck' gj YfmiY Y|zhYf|g' l|Ycf  
bc: CS'ddH|U'**


**A Yfi a' gj YfmiWf|ZlncbYcZhYgWbN|dgY lgh fE:bUgi fYn|X  
f|gi fYa YfLNU'g|Uj|YfLZhYbi a Vf'cZMUGYU|fUUYdUfMwZca|gg|'  
|gVlkYb:&fX(S' fEA|gg| U|[fUUYWg|Ng|gVlkYb:&fX'S'dMfVh'cZ  
hYYU' l|bX'gi fYn|Xf|gi fYa YfLNU'-ba Yfi a' gj YfmiY Y|zhYf|g'  
gaY: CS'ddH|U'**

**<||\ 'gj YfmiWf|ZlncbYcZhYgWbN|dgY lgh fE:bUgi fYn|X  
f|gi fYa YfLNU'g|Uj|YfLZhYbi a Vf'cZMUGYU|fUUYdUfMwZca|gg|'  
|ggY(S' fEA|gg| U|[fUUYWg|Ng|g'acYhU'°S'dMfVh'cZHYU' l|bX  
gi fYn|Xf|gi fYa YfLNU'-b' ||\ 'gj YfmiY Y|zhYf|g| b|Wb|h CS'  
ddH|U'**

**BdY h|g|gUbK XgYgg|bW hYSS+ 'g fJ Ym**



Gi ffr#7cUHfCjY8YgYAl GYfJh@Yg



**f2EHYgUyXlfUlg'YghU%dmVHfE-bhYWgCZAUrk\YYdUMB'  
WU|h \UgXjYcdXzhYgfZWWUgUfY'YghU%# }bWf'aaIk}X'**

**f2EHYgUyXlfUlg'VkYb%UX'SdmVHfE-bhYWgCZAUrk\YY  
dUMBWU|h \UgXjYcdXzhYWUgUfY%# }bWf'aaIk}Xcf[FUF'**


**f2EHYgUyXlfUlg'jY'SdmVHfE-bhYWgCZAUrk'hYgfZWWg'  
dY|h 'cZ**

**Dfci g: f]Vkb7ci fgYGjYfhi@jYg**

**U%gi UYZdfl#Sgi UYa VffVfYghUj YgadYhYia WfcZ  
U[fUydWga lgb lgVlkYb) Ux\$UX#cfhYia WfcZa lgb`  
U[fUyWgmgXgchVWX%**

**U%gi UYZdfl#Sgi UYa VffVfYghUj YgadYhYia WfcZ  
U[fUydWga lgb lgVlkYb&UX( SUB#cfhYia WfcZa lgb`  
U[fUyWgmggl fUfhub%ai hXgchVWX& dVfhZhYfU**

**U%gi UYZdfl#Sgi UYa VffVfYghUj YgadYhYia WfcZ  
U[fUydWga lgb lgjY( SUB#cfhYia WfcZa lgb U[fUyWgmg  
gl fUfhub& dVfhZhYfU**



### 13. Rutting (AC)

5 fi hg Ug fZWXfYgcb]bhYk\Y'dh^\ckYVZ]ba Un]gUBWgfi lgUY  
bc]MUYcbnUZFUUbU'Zk\YbhYk\Y'dhgUYZ'Yk]h kUM" Dj Ya Yh  
id]Zia UicWfUch] hYgXgczhYfi FFi]h] g]hagZca Uda UbhXZfaU]cb  
]bUicZhYdj Ya YhUmfcfg V![fUXZig Un]WgXVnWbc]XU]bcf'UMU'  
agj Ya YhcZhYa Un]UgX Yc hZ]WdUg'Q]h]Wb]hi]h] Wb'YXle'a Ucf  
gi VifUZ]i fycZhYdj Ya Yh

#### Gj Yf]g]UgXcbfi hXch.

- ◆ @ck! YghUb' ]bW]bXch/
- ◆ A Y]a! V]kYb' Ux%]bW]bXch/
- ◆ <]]\! YVWg%]bW]bXch"

#### FYU]fcd]cbg

- ◆ @ck! BcU]cb/
- ◆ A Y]a! d]WU]Xcfj YU]h
- ◆ <]]\! d]WU]Xcfj YU]h



: ]]ifY7!."57Fi]h]"



#### 14. Slippage Cracking (AC)

Cracks in asphalt concrete pavement that occur parallel to the direction of traffic. They are produced when braking or turning wheels cause the pavement to slip. They are produced when braking or turning wheels cause the pavement to slip.

No degrees of severity are defined. It is sufficient to indicate that a slippage crack is present.

#### Severity:

- ◆ Severe
- ◆ Moderate



Figure 14-1. Slippage Cracking in Asphalt Concrete

15. Swelling (AC)

**8YgJdJb**

5'gkY'lgWfUWfhXVnibi dkUfXi [Y]bhYdj Ya YHgj fZW'5'gkY'aUn  
cWf'g'Ufdnqj YUgaU'fUcfUgUch YZ]fUXUkj Y9]hYfhdNczgkY'WbWY  
UWadUjYXVngj fZWWUW]h "5'gkY'lgj gUmWgXVnZcgUW]cb]bhY  
gV]fUXcfVngkY]h] g]ZVhUgaU'gkY'WbUg:cWf'cbhYg'fZWcZibUgU  
gYfUthj YD77HlguYg'hcZUVck! id]bhYD77'gW"

**GjY]m@jYg**

GkY'lgWfYnj]lgVYUbx\lgUa]hcfZWWcbhYdj Ya YHgj]Xei U]m]g  
XNfa]bXU]hYbcaU'U]m]Zig]NXZfhYdj Ya Yh]g]m]bi bXf'  
WbgX]m]cb'fDk!gj Y]m]gkY'ga U]hchUk]gVcVg] UYVZ]hYf  
Y]lg]bW]bVW]b]fa XVn]m]j]h] Uj X]W]g Y]hYg]m]cbU]hYbcaU'  
U]m]Zig]NX'5bi dkUfXUW]m]cbk]`cWf]ZhYgkY'lgd]g]h!

GkY'WbVcVg] Yk]hci hY]Z]W]m]bX\lgUg]h]Z]W]hZWWcbhY  
dj Ya YHgj]Xei U]m]gXNfa]bXU]hYbcaU'U]m]Zig]NXZfhYdj Ya Yh  
g]m]bi bXf'WbgX]m]cb'

GkY'WbVfD]ncVg] Yk]X]g] Y]m]Z]W]hYdj Ya YHgj]Xei U]m]hY  
bcaU'U]m]Zig]NXZfhYdj Ya Yh]g]m]bi bXf'WbgX]m]cb'





16. Weathering (AC)

8YgAdJb

H Yk Vfh UkUicZhYUgUHMbXfUXZBYU[fYUYaUqI Zca hYdjYaYh  
gfZVW

GjYfIn@jYg

5gUhg fZVWVJbbh le'g'ck'g[hgcZU]h k\JWaUuWYUWYUUXVn  
VUaUfWbNhdg' @cglgHYZBYU[fYUYaUqI lghdMVYUUXaUuY  
UWadUjXVnZDh' cZhYUgUHWc" 9N YgcZhYWUgYU[fYUYaUqI  
VJbbh leVYIdgXfNgHbSS) bWgcf%aaE' DjYaYhaUuY  
fYUjYmbk fUgbk Ug\* 'adbgc'X!

@cgicZZBYU[fYUYaUqI lghdMVYUUXY YgcZMUGYU[fYUYaUqI  
YIdgXi dlc%# kJh fZHYch YgigXf'cZhYWUgYU[fYUYaUqI hYcg'  
cZZBYU[fYUYaUqI "

9N YgcZMUGYU[fYUYaUqI YVWbYIdgXf fUfHb%# kJh fZHYch Ygi  
gXf'cZhYWUgYU[fYUYaUqI gWgXfVYcgicZZBYU[fYUYaUqI  
YDh le'cdhU'cf gaYcgicZMUGYU[fYUYaUqI



# 8YGAJdb


6'dki dg'cWf' b\dkYhYzi gUmHUmhg YgVWcf'cjHhUhg bckjY  
Yci [\ lc'dfa]h'ldhgdbVnhYWBWYgUG'H YhgZVWk'k]X'lgigUm  
WigXVrh'Z'U'bc'Z'W'ad'Yg'VYaUm]Ug]bc'hY'cb'ig'W'K\Y'Y'dhgdb'  
W'bd'f'Y'Y'Y'ci [\ d'Yg'f'Z'U'c'W]n'X'k'U'X'ag'Y'a'Y'h'Z'h'Y'g'U'V'Y'g'  
f'i'W'h]E'cf'g'UM'h]k]'c'W'f' b'h'Y'j]M]h'ic'Z'h'Y'c]h'G'dki dg'W'U'g'c'W'f'U'h  
i]h]m'W'g'U'X'U'U'h]Y'b'Y'g'H]g'h'd'c'Z'N'g'f'g'g'U'a'c]U'k'U'g'f'U'f'X  
]a'a'Y'U'Y'm'W'U'g'c'Z'g'Y'Y'X'a'U'Y'd'h'h]U'c'U'W'Z'G'dki dg'U'Y]W'X'X'Z'f'  
f'Z'f'W'k\Y'W'g'X'g'U'g'U'f'Y'V'h] 'Y'U'U'X'Z'f'f'Y'c'h]h]"

## GjY]h'ic'jYg

6i W]h] 'cf'g'UM'h] \U'g'bd'f'W'X'h'Y'd]j'Y'a'Y'h]b'cd'U'j]Y'Z'U'X'c'b'n'U'g]]\h  
U'a'c'h'c'Z'c'[\b'g'Y]g'

6i W]h] 'cf'g'UM'h] \U'g'bd'f'W'X'h'Y'd]j'Y'a'Y'h]b'cd'U'j]Y'Z'U'X'c'b'n'U'g]]\h  
U'a'c'h'c'Z'c'[\b'g'Y]g'

6i W]h] 'cf'g'UM'h] \U'g'bd'f'W'X'h'Y'd]j'Y'a'Y'h]b'cd'U'j]Y'



5 WbFVNU 1gUMWNUHhGNGhY'cHgUUXgUBWYghUbcfYiUlc'cbY  
 \UzhYgUVY[h'cbVch'gXgaYgJfXZca hYWbF'cZhYgUV': cfYUadYZU  
 gUVkjh Xa Ygdcg'Z& Vri& ZNhuUgUMW]hGNGh hY'cbh) ZNfca`  
 hYWbF'cb'YgYUX% ZYidbhYchY'gW]g'chHhgXFXUMbFVNU/Thg'  
 UXU'cbU'VW' <ckY YZUMWNUHhGNG+ ZY'cb'cb'YgYUX%SZY'cbhY  
 chY'gW]gXFXUMbFVNU" 5 WbFVNU XZfZca UMBfgU ]bhUH Y  
 VWYhbgj VNU nhci [\ hYHhYgUVh]Mbggk\] YUMbFgU ]hGNG  
 hY'cHhU'U] 'Y@cUXYH]cbWa VbXk]h`cgg'Zg dbfHbXW' ]d'ggg'  
 igUmU gWbFVNU\_g'

**GjYHNg**

- ◆ @ck! 7UW\UgYhY'bc'gU]h' 'cfa]bcfgU]h' ilcZfY]bcVWNAU Y  
 fIC8f'dbH]U'Z'cb filled, it has a mean width less than approximately 1 #'  
 inch (3 millimeters); a filled crack can be of any width, but the filler material  
 aigW]bg]gUMf'Wb]h'cb'HYU'U'kYb' hYWbFVNU U'XhY  
 ^'cb]g]g'd'W'W'X
- ◆ A'W]a! One of the following conditions exists: (1) filled or non!filled c'fUW]g'  
 acX'fU'ngU'X]ga Y: C8'dbH]U'/f'U'cb' filled crack has a mean  
 width between 1/8 inch (3 millimeters) and 1 inch (25 millimeters); (3) a filled  
 crack is not spalled or only lightly spalled, but the filler is in unsatisfactory  
 Wb]h'cb'f'f'HYU'U'kYb' hYWbFVNU U'XhY'cb]g]g' ]\h'W'W'X  
 k]h`cc'Y'cfa]gg]d' d'f]W]g'
- ◆ <]]\! One of the following conditions exists: (1) filled or non!filled crack is  
 severely spalled, causing definite FOD potential; (2) a non!filled crack ha'gU  
 a'U'bk]h' [f'U'Y'h'U'U'hd]a'U'Y'm'f'W'f'f' ]a]`]a'Y'g'Z'W'U]h' U]f'Y  
 X'a'U'Y'd'b]h]U'/c'f'f'HYU'U'kYb' hYWbFVNU U'XhY'cb]g]g'  
 g]Y'Y'm'W'W'X'

**FYU'fcd]cbg**

- ◆ @ck! BcU]cb'cf'gU'VW]g'
- ◆ A'W]a! gU'VW]g'
- ◆ <]]\! gU'VW]g'U'hd]U'~  
 cfYU'W'hY'gU'



XXh'dW

: ]ifY7%'D77'7cb'f6'fU''



H YgVWwXj pXhYgU|bc lkc'cfhfYd|WgZUXIfYi gUmWgXVhU  
 Wá VhU|bcZcdXfYh|cbZf|h' gYgZUXgfb\_UYgYg'@ck'gYf|h  
 VWgUfYbdhWgXfXaUcf g| VifUXgYg'AYf|a'cf\\|\\ gYf|hVWgUfY  
 igUnkcf|h| VWgUfYVWgXfXaUcf g| VifUXgYg'

**GjYf|ng**

- ◆ @ck!%i hZ`YVWwX%#|bWlc%&|bWk|Xk|h bcZi|h|'cf gU|h|/E  
 VWg`YghU%&|bWk|Xk|h`ck'gYf|ngU|h|/cf'EZ`YVWwXcZ  
 Unk|Xk|h Zf|f|Zfa|h| |bUg|g|Uf|naUbfU|XbcZi|h|'cf  
 gU|h|/
- ◆ AYf|a!%i hZ`YVWwXkYb%&|c%|bWk|Xk|h bcZi|h|'cf  
 gU|h|'cf&Z`YVWwXcZUnk|Xk|h Zi|h|`YghU%#|bWcfAYf|a'  
 gYf|ngU|h|/
- ◆ <|\\!%i hZ`YVWwXk|h Uk|h| [f|Uf|hU%|bW&|i hZ`YVWwXcZ  
 Unk|Xk|h Zi|h| [f|Uf|hU%&|bWcfAYf|a'gYf|ngZi|h|/cf'E  
 Z`YVWwXcZUnk|Xk|h Zi|h| [f|Uf|hU%&|bWcf\\|\\ gYf|ngZi|h|"

**FYUfcd|bg**

- ◆ @ck!BcU|f|bc'fgUVWwX
- ◆ AYf|a!gUVWwX
- ◆ <|\\!gUVWwXUf|nU`Xh'dUWcf|f|UW|hYgU'



: ||ifY7%&'D77HU|gY7UW'

## SYGAdjb

Si fUJ]hmVWd] ]gW]gXVnhYbUJ]hncZhYWBWYk]hgUXXj]fdaYbU' ZWf]g]W]gZYVhukVWg'-hi gUnldNfg]gUdUMb'cZM]W]gi b]h] ' parallel to a joint or linear crack. A dark coloring can usually be seen around the fine XfUJ]hmVWg'H]g]hncZhYWBWd] 'aUnjYbU'm]X]k]X]gh]f]u]b]c]Z]h]Y WBWYk]h]b'c'&Z]f]S]S]c' \*SSa]`]aY]g]c]Z]h]Y^c]h]c]f]V]W'

## GjY]h]c]j]Yg

ÍSÍ V]W]d] ]gW]gXVnhYbUJ]hncZhYWBWYk]hgUXXj]fdaYbU' ZWf]g]W]gZYVhukVWg'-hi gUnldNfg]gUdUMb'cZM]W]gi b]h] ' cW]f]X]B]c]: CS'd]h]j]U'

f]ÍSÍ V]W]d] ]gW]gXVnhYbUJ]hncZhYWBWYk]hgUXXj]fdaYbU' ZWf]g]W]gZYVhukVWg'-hi gUnldNfg]gUdUMb'cZM]W]gi b]h] ' bcX]gh]f]u]b]c]: CS'd]h]j]U'/c]f]ÍSÍ V]W]d] ]gW]gXVnhYbUJ]hncZhYWBWYk]hgUXXj]fdaYbU' ZWf]g]W]gZYVhukVWg'-hi gUnldNfg]gUdUMb'cZM]W]gi b]h] ' a]g]h] U]X]g]h]f]u]b]c]: CS'd]h]j]U'

ÍSÍ V]W]d] ]gW]gXVnhYbUJ]hncZhYWBWYk]hgUXXj]fdaYbU' ZWf]g]W]gZYVhukVWg'-hi gUnldNfg]gUdUMb'cZM]W]gi b]h] ' X]gh]f]u]b]c]: CS'd]h]j]U'



>chigU'XaU YgU'W'X'Y'Z'[\WYUV'g] 'cfcVgkUWai 'UY'bhY^chig  
 cfU'ck'g[h]Z'W'X'Y'Z'[\WYUV'g] '5Wai 'U'bc'Z'W'ad'YgVYaU'U'g'j'  
 hY'ch'f'Y'Y'gh'Y'g'U'Z'ca 'Y'd'b'f'U'X'a'U'f'g' h'b'V'W'j'z'g'U'f'j'z'f'  
 gU'j'j'"D'J'U'V'c'h'f'Y'V'b'X'X'c'h'Y'X'Y'g'z'h'Y'g'U'g'd'f'W'g'^'c'h'g'Z'ca h'Y'  
 U'W'ai 'U'bc'Z'aU'U'g'U'X'U'g'c'f'Y'Y'g'k'U'f'Z'ca 'g'X'j'j' X'k'b'U'X'g'Z'f'j' h'Y'  
 Z'i'b'X'j'c'g'j'd'b'f'j' h'Y'g'U' 'H'd'W'j'c'g'Z'c'h'g'U'X'a'U'Y'U'f'Y'%g'j'j'd'j' h'Y'  
 ^'c'h'g'U'U'h'f'&'N'f'g'd'b'c'Z'c'h'g'U'U'h'f' 'E'k'Y'X'j'f'c'k'h'/(E\U'X'j'j' 'c'Z'h'Y'Z' 'Y')E'  
 `c'g'c'Z'c'b'X'c'h'Y'g'U'V'X'Y'g'U'X'\*E'U'W'c'f'U'g'b'W'c'Z'g'U'U'h'j'bh'Y'c'h'f'

**GjYfing**

- ◆ @ck! j[ YMU'nf'ccXW'X'j'bh'fci [\ci h'Y'g'U'f'j' 'GU'U'h'g'd'Z'f'a'j'j' 'k'Y'k'j'h'd'b'n'U'a'j'c'f'U'a'c'i'b'ic'Z'U'nc'Z'h'Y'U'j'Y'nd'g'c'Z'X'a'U'Y'd'Y'g'h'h
- ◆ A'X'j'a'! j[ YMU'nf'ccXW'X'j'bh'fci [\ci h'Y'g'U'f'j'k'h'd'b'Y'c'f'ad'f'Y'c'Z'U'nc'Z'h'Y'U'j'Y'nd'g'c'Z'X'a'U'Y'd'Y'g'h'ic'W'f'f'j'j' 'l'c'U'a'c'X'U'Y'X'j'f'Y'"GU'U'h'b'X'j'g'la'a'Y'U'Y'f'U'W'a'Y'h'k'j'h'j'b'&'n'f'g'
- ◆ <||\! j[ YMU'nf'ccXW'X'j'bh'fci [\ci h'Y'g'U'f'j'k'h'd'b'Y'c'f'ad'f'Y'c'Z'U'nc'Z'h'Y'U'j'Y'nd'g'c'Z'X'a'U'Y'd'Y'g'h'ic'W'f'f'j'j' 'l'c'U'g'j'Y'Y'X'j'f'Y'"GU'U'h'i'b'X'j'g'la'a'Y'U'Y'f'U'W'a'Y'h'

**FYU'fcd'cbg**

- ◆ @ck! BcU'f'cb'
- ◆ A'X'j'a'! g'U'^'c'h'g'
- ◆ <||\! g'U'^'c'h'g'



: ||ifY7% 'D'7 >chigU'8U'aU'Y'



5' dUWlgUbUk\YfhYcfll jU'dj Ya Yh  
 has been removed and replaced by a filler  
 aUfU': cfWbXlcbY U UcbzdUWl lg'  
 Xj lXXlhc lkc lndg'ga U fngghU) 'gei lfy  
 ZNlUxUf Yfj Y) 'gei lfyZNL'@uf YdUWg'  
 lfyXg lVXl bh Ybl hgNlcb'

**Gj Yfng:**

- ◆ @k ! DUWlgZblcbll kY'zkjh'  
 'llhYcfbcXNlcfUjcb/
- ◆ A Yfi a ! DUW\lgXNlcfUWZUWf  
 acXfUYgdU'hl WbVYgXbUfcbXhY  
 YfYgDUWaUfUWbVYgacXfYz  
 kjh WbgXfUYWZfifh lcf: C8'  
 dNlUf/
- ◆ <ll\ ! DUW\lgXNlcfUWZUWfYVn  
 gdU'hl UfcbXhYdUWcfWUWl'  
 kjh bh YdUWZc UgUWk\jWkUfUhg  
 fYUWa Yh

**FYUfcdlcbg**

- ◆ @k ÈScBchll /
- ◆ A Yfi a ! FYUWdUWcfFYUWWhY  
 gU'
- ◆ <ll\ ÈFYUWdUWcfFYUWWhYgU'



: llifY7% 'D77 GaU DUW'

Patching is the same as defined **ZfUgaU'dUW' \ckYVzhYufUcZhYdUWlgacfyhUb) 'giUFY ZN15 i f]hMhGudUWhUgfydUWkhY cf] ]bU'dj Ya YHMMgycZdUWa YhcZ i bXfci bXi f] ]ng'HYgj Yf]m'j YgcZLi f] ]m WlfYhYga YghegYZffYi 'U'dUW]d."**

**GjYf]ng**

- ◆ @ck! DUW]gZb] ]cb] kY'zk]h ~]hYcf bcXN]cfU]cb/
- ◆ A Y]i a ! DUW\UgXN]cfUWZbXf acXfUYgdU]h VbVYgYbUci bXhY Y] Yg'DUWa U] ]U VbVYg'cX Y'zk]h' WbgXfUYZf]f] ]cf: CS'dh] ]U/
- ◆ < ] \ ! DUW\UgXN]cfUWZ]hYVn gdU]h Uci bXhYdUWcfVW]h] k]h]b' hYdUWZc Ug] ]k \ ]WkUffU]g' fYUWa Yh

**FYUfcd]cbg**

- ◆ @ck'Ë8cBch]h/
- ◆ A Y]i a ! FYUWdUWcf fYUWhYgU'
- ◆ < ] \ 'ËFYUWdUWcf fYUWhYgU'



**: ] ]ifY7% 'D77 @U] YDUW'**

5' ddbci HgUga U' dJWcZdj Ya YHhUMFU\_g' cogYZca hYg fZWX Ylc ZYH  
hUk UWcbJbWa VbUcbkjh Y ddbj YU [fY UHg' Ddbci lgi g UnfUj YZca '  
Uddid ja UYnfbWlc( JbWYgbXLa YfUbxZca %&JbWlc &JbWgXsd"

**Gj YHNg**

No degrees of severity are defined for popouts. <ckY Yzdbdi lgaig hYV Hgij Y  
VZfYh YnfyW hXUg Uxg Jgg' YZj YU Ydbdi hXghiaig hVWX  
Uddid ja UYnfbYdbdi lgidf gi UYnfbXg YhYHjfygUVfU



: ||ifY7%. 'Ddbci lgi'




8YgAdhb

Dadq lghYYMbcZaUhfUvkUfhci [\ `c b g d f V W G W i g X V h N Z M b c  
cZhYgWi bXf d i g h `c d g '5ghYkUf l g Y N M X Z H M f j g d f i W g c Z f j Y z g h X  
W i n c f g h i X Y j l g b U d c f Y g j Y c g g c Z d j Y a Y h j d d f i G f a W g h j h U X  
V g y c f g V f U X a U h f U ' d h Y d j Y a Y h i V g l e ^ c b g d f V W G U f Y j X N M c Z  
d a d q ' D a d q b M f ^ c b g j b X M f g d c f ^ c b h g U Y U b X c g g c Z g d d f i k \ j W k j ~ ~  
' Y X l e V W W h i b X f Y N M X c d g '

GjYfhn@jYg

BcX fYg c Z g j Y f h i f Y X M b X - h g g Z M h l e j b X M Y h U i d a d q Y l g g'



**AUWVWU] 'cfVU]H] fYZfgUcUbNkcf 'cZgUdczZbZcf \UF]bYUWghU**  
**YfNxbnhtci [\ hYidhf g fZWCZhYWBANFYHYUWgN6Xc ]bMgNfH**  
**U] 'YgZ/8SX]fYg'AUWVWU] 'cfVU]H] ]gigUmWgXVnj YZhg ]hY**  
**WBANFYUxaUmNkC:gU]H] 'cZhYgfZWK\ ]W]ghYfNU\_XkbcZhYgU**  
**g fZWC UWXh of approximately 1/4 to 1/2 in W'GU]H] 'aUhtg VYUgXVn**  
**]adcfWbgf W]bUxdbcU [ ]f]UY'5bcYfFW] bhXgi fWcZNg]Yg]ghY**  
**fNU]bVlkYbhYU\_U]g]BUC'UX? &E]bga YW YlgUXWU]ba ]bU]b**  
**ga YU [ ]f]Uhg'DcXVZfa YXnhYfNU]bVlkYbhYU\_U]g]UXU [ ]f]UY**  
**fj ]bYd]gcbghUW]gYUfNU\_Xkb]bhYWBANFY'**

**GjYfHNg**

- ◆ @k! 7U]H] 'cfAUWVWU] Y ]ggj Yg] bZWHgUfNUHYg fZW]gb [ccXWb]hcbk]h bc'GU]H] 'HYUWdUmbaig ]MkY X]bXUX Yg]nfW]bhX
- ◆ A Y]a ! GU]ggjYXg] YU]hd ]aU]m] 'cf'Yg'ZhYgfZWK]h'gaY : CS'dh]U/
- ◆ < [| \ ! GU]ggj Yfng]YXW]gh U] [\ : CS'dh]U' ]gUm]acfYhU] )1 'cZhYgfZW]gUWEX



Severity levels are defined by the difference in elevation across the fault and the

**Severity**

Severity levels are defined by the difference in elevation across the fault and the

	0% BW	1% BW
	1% BW	2% BW
	2% BW	3% BW

**Field**

- ◆ @k! Bc Ufb/
- ◆ A\i a È; fb\h Uch hY'ch
- ◆ <|| È; fb\h 'c'chicXhUgZfng'fUcb'





**Severity level of this distress type, as defined below,**  
**Severity level of this distress type, as defined below,**  
**Severity level of this distress type, as defined below,**

**Severity**

- ◆ **Severe** Slab is broken into four or five pieces with the vast majority of the cracks
- ◆ **Major** (1) Slab is broken into four or five pieces with over 15 percent of the
- ◆ **Minor** four or five pieces with some or all of the cracks of high severity; (2) slab is

**Severity**

- ◆ **Severe**
- ◆ **Major**: i.e. slab is broken into four or five pieces with over 15 percent of the
- ◆ **Minor**: i.e. slab is broken into four or five pieces with some or all of the cracks of high severity



**Gfjb\_ q YWgfy\ qf] bYVWghUHFyig U ncbnUZk ZYhcd| UbXXcbdi  
YfN6XUWgghYHfYgUVH YnfYZfa YXfjd| hYgHjd| UbXWjd| 'cZhY  
WbWfYUxi g U nkc bdi NfXhfdi | \ hYXdh 'cZhYgU'**

**Gj YfNg**

No degrees of severity are defined. It is sufficient to indicate that shrinkage cracks exist.

**FYUfcdhbg**

- ◆ **8cBchjd**



''


>clhgU|h |ghYXghN|f|bcZ|NYgUV|Ygk|h|b&Z|NcZ|YgX|cZ|Y'c|H'  
 5'c|hgU |gU|n|X|g|c|h|N|H|X|j|Y|H|U|n|h|c|i| |h|Y|g|U|Z|V|h|H|G|A|H|Y'c|h|H|  
 U|U| |Y'G|U|h| |N|j| |g|Z|c|a| |V|W|g|j| |Y|g|Y|g|g|U|h|Y'c|h|H|U|W|U|g|X|V|h| |f| |H| |c|  
 c|Z|H|a|d|Y|g|V|Y|a|U|h| |U|g|c|f|H|Z|W|C|U|g' |K|U| |V|H|H|Y|U|h|Y'c|h|H|U|g|X|V|h|  
 c|j|Y|k|c|f| |h| |E|W|a|V|b|X|k|h| |H|Z|W|C|U|g|g|U|c|h|Y|V| |g|c|Z|g|U|h|"

**GjY|H|g**

- ◆ @k! c|j|Y|&Z|N|c|h| |U|X|g|V|c|\_|Y| |h|c|b|c|a|c|f|h|U|h|f|Y|d| |W|g|X|V|h|X|V|h|  
 'c|k|c|f|a| |Y|i|a| |g|j| |Y|h| |W|g|k|h| |h|Y|c|f|b|c|: |C|S|'d|h|H|U|Z|c| |g|&|Y|g|h|U|  
 &Z|N|c|h| |U|X|g|V|c|\_|Y| |h|c|a|c|f|h|U|h|f|Y|d| |W|g|k|h| |h|Y|: |C|S|'c|f|H|Y|  
 X|a|U|Y|d|h|H|U|/
- ◆ A|Y|i|a|! |c|j|Y|&Z|N|c|h| |U|X|g|V|c|\_|Y| |h|c|a|c|f|h|U| |' |d| |W|g|X|V|h|X|V|h| |h|  
 c|f|a| |Y|i|a| |W|g|c|f|g|a|Y|: |C|S|'d|h|H|U| |Y| |g|h| |z|c| |g|&|Y|g|h|U|&Z|N|c|h| |  
 U|X|g|V|c|\_|Y| |h|c|d| |W|g|c|f|Z|U|a| |Y|H|X|k|h| |g|a| |Y|c|Z|h|Y|d| |W|g|c|g|Y|c|f|U|g|h|z|  
 W|g|h| |W|g|X|V|Y|: |C|S|'c|f|H|Y|X|a|U|Y|d|h|H|U|/
- ◆ <| |! |c|j|Y|&Z|N|c|h| |U|X|g|V|c|\_|Y| |h|c|a|c|f|h|U|h|f|Y|d| |W|g|X|V|h|X|V|h|c|b|Y|  
 c|f|a|c|Y| | |g|j| |Y|h| |W|g|k|h| | | |: |C|S|'d|h|H|U|'

**FY|U|f|C|h|d|g**

- ◆ @k! B|c|U|h|c|/
- ◆ A|Y|i|a|! |d|Z|f|a| |U|d|h|H|U|X|h|'d|U|W|
- ◆ <| |! |d|Z|f|a| |U|d|h|H|U|X|h|'d|U|W|'





7dbf gU H lghYfj YH cfVfU Xkbc ZhYgU kJh bUdId ja UYn&Zn cZ  
 hYwbf 5 Wbf gU XZNgZca UwbYfU JbhU hYgU UH YgXk kUX  
 k JhGWhY'chk\] YhYfU YfXg YfU nhci [\ hYgU'

**GjYfng**

- ◆ @ck! YhY%hYgU lgMc Y]bc'cbYcfk c'fWgXbXVnck gj Yfhn  
 MWgkjh ~JhYcfbc: CS'ddhU/cf&hYgU lgXbXVnchYa Yfia'  
 gj YfhnMWgkjh ~JhYcfbc: CS'ddhU/
- ◆ AYfia È%hYgU lgMc Y]bc'cbYcfk c'fWgXbXVnchYa Yfia'  
 gj YfhnMWgkjh XZk'gaU ZUa Yfga UnYUghf'ccg/ &hYgU lg  
 XbXVnchYgj YZUa YfXWWhUa UnYUWad hYXVnUzk'  
 \Uf]bWgcf' hYgU \UgXmfUfXc hYdcJhk\ Yf ccgYa UfU'lg  
 Wigh : CS'ddhU/
- ◆ <|| È%hYgU \UgMc Y]bc'cbYcfk c'fWgXbXVn|| \ gj Yfhn  
 ZUa YfXWWhUa ~ccg'cfUghUa Yfg'&cfWgczhYgU \UjY  
 YfXgUWkchYfYfHhUfYXa UY\UfXVlg'cf' hYgU \Ug  
 XmfUfXc hYdcJhk\ Yf ccgYa UfU'lgWigh \|| : CS'ddhU'

**FYUfCdIdg**

- ◆ @ck! BcUfcb/
- ◆ AYfia ! dhU Xh dUW
- ◆ <|| ! dhU Xh dUW



5GF'lgWgXVhWwWwJWfVUWcbVWkYbU\_UlgUkXWVhUbfVUWjYgJWwJbMUG'  
k\jWZfaUjY'HYYUgcfVgkUfZVhghYdHgdbk\jWwUthAqYhY  
WbWVYUkXUWVhghVifYg'5\_UlgfYacgicZbJhfXVWVhYdbfUk  
WwYhkhjhbhYdjYaYh'5GF'WVWj'aUthYUWVYUfXVhWwWwJW'djYaYh  
XjWg'

JlgUjWVWdghU5GF'aUthYdYghjWVWY'

%7UWj'cZhYWbWVYdjYaYhZbJbUaUfdUMB'

&K\jZVckbzfuicfchYWcfXjY'cfghj' aUthYdYghUthYVWV  
gfWV

'"5[[fYUyddiLg

("bWVgYjWbWVYj'ciaYfUdHgdbhUaUthYg'jhbXgdfhbcZkXUWf'f  
jhfU'gVifYgcf'angjWYYaYg'9UadYg'ZNdHgdbjWVWg'cj'j'cZ  
UgdUhdjYaYg'[\hWb]j'j'zgUVZi'j'j'z'c'ha]gU]baYhZbXU]f'gdb'cZ  
'c'j'gUgcfYdHgdb'c'j'j'Yg'

6WVg'5GF'gaUfU'XVhWVZ5GF'glYbU'ndYghhfc[\c'ihYdjYaYh  
gVdb'7cfj'UkXWbWVYdnc'fUjWbUngg'ghYdb'nWj'j'YaYh'Xlc'  
WbZfa'hYdYghWcZ5GF'HYZ`ckj'g'c'XV\_Yh]ba]bXk\Yb]Xb]j'j'j'  
hYdYghWcZ5GF'hfc[\j'lgU'j'gVWj'cb

%; YbU'nd5GF'XgVg'g'fYbdc'Vg'j'Y]bhYZ]g'Zk'nd'g'Uf'Wg'j'Vdb'`b'  
Wb]g'z'd]g'j'g'f'j'U'YVWVj'W'c'W'f'hYX'h'c'Z'W'g'j'V'cb'U'X]g'U'd'f'Y'h  
k]h]b]h]Y]g'j'nd'

&5GF'lgXZVh]UfXZca'8!7UWj'VhYdYghWcZVWVj'd'c'WbXWUf'c'  
hY'c'j'W'W'8!7UWj'd'f'Xca]b]h'm'j'Y'od'g'U'g'f'Y'g'Z'd'f'U'Y'W'W'g'c'  
'c'j'W'g'U'X]b]f'W'W'j'k]h]b]h]Y'g'W'

'"5GF'lgXZVh]UfXZca'AUf7UWj'#GUj'VhYdYghWcZj'lg'U'g]h'g'cZ  
YdHgdb'


## GjYfhi@jYg

A hja Ulehc: cf||bCVVNSUaU YECSFdnhU Zca VWGf'clhgcf5Gf' fYUWXddi lg/VWGUhYg fZWFYH \HfYXa|bUhn?aa'cf~Yg'@||hY lehcY|NbwZag Ya YH|bdj Ya YHcf g ffdi bY| |g| VifYgcfYYa Ylg'

Gca Y: CS'dnhU/|bNlgXgkYH| 'cfchY: CSfYag U'a YhcXga UnWY fxi |fX' A UnWY|NbwZg'Uvag Ya YHbX'cf ga YXa U Ylc UXWth |g| VifYgcfYYa Ylg'

A Yxi a'5Gf Xgnlg|NZNh|UXZca ~ck VmU| |h| 'dbYcfadYcZhY ZE~ck|h|. |bNlgX: CS'dnhU|Z|bNlgX|WUW|h| 'cZhYgUzga YZU|a Ylg' Udh| VWGcfU|WU|HfG|N|dgdYg|H|g fZWFddi lgcZ|W|N|Ya Un cW|Z|U|H|bcZk|N|VWGUfYXa|bUhn?aa'cfk|N|hUia UnWY gVaj|N|XVh|| \HfVWUg'

ObYcfVh'cZhYZE~ck|h| Y|g| %|@|cgYcfalg|h| W|N|Y|ZU|a Ylgk\|W dca\|| \: CS'dnhU|Z &EGUg fZWF|H| |f|h|U|X|Z|b|U|b|g| |h|Z|W|h|n X|f|U|X|U|X|dj Ya YHfxi |fY|g|aa Y|U|H|U|f/'a UnUg'fxi |fY|U|g|le' UXWth|g| VifYgcfYYa Ylg'





**APPENDIX D**

**DETAILED PAVEMENT CONDITION DATA**



5@SCH7caVbYSS%89%  
; YDUPXSUY

%89)4SS8

DJY%Z%

BVkc. (5\* BuY GUYcf: AibjU5]cbfKcfX JYX

---

GUBW 58% BuY 5dcb\$%GUYcf Iy 5DFCB 5fU 84z+&G: h

---

GUYcb S& z ' : fca. GUYcb\$ H. GUYcb\$ @Gj7cbg! \*#489&

GfUW 57 : Ua]m 5@SCH5dcbg NcbY 7UWcfm FUb. G

5fU %289 G: h @Y[h. 88: h KPh. )S: h

GUg GUV@Y[h. : h GUVKPh. : h >ch@Y[h. : h

Gcd Xf. GfYHhdY ; fUX \$ @Uyg \$

GUYcb7caaYlg

Kcf\_SUY %88%SS Kcf\_HdY Bk7cbg! Ucb! b]U 7cXV BI!B =gAUcfA/ F. HiY

---

Kcf\_SUY \*#489& Kcf\_HdY 7cXA]~UXCjYUm 7cXV AC@ =gAUcfA/ F. HiY

@Gj7cbg!SUY %8888% HUUGldYg & GfjYmX &

7cbYcbg D7= ))

=bgNMc7caaYlg

GldYBi aVf. 8% HdY F 5fU )SS88G: h D7= ' &

GldY7caaYlg

(, @/ H7F @ %8888 : h

(, @/ H7F A 8888 : h

)\$ D5H7<-B; @ %888 G: h

)\$ D5H7<-B; A )'88 G: h

)& F5J9@B; A &8888 G: h

)+ K95H:9F-B; @ 88)888 G: h

GldYBi aVf. S& HdY F 5fU )SS88G: h D7= ++

GldY7caaYlg

(, @/ H7F @ -'88 : h

)+ K95H:9F-B; @ &8888 G: h

)+ K95H:9F-B; A &8888 G: h

BYkcf. (5\* BUaY GfYVf'c'AhjVU5]fcbfKcfX JYX

GfUW 5% BUaY 5dcb%GfYVf I g 5DFCB 5fU 84z+&Geh

GfVch \$ z' : fca. GfVcb&& H. HI]UBX% @Gf]7cbg' ##&&&&

GfZUW 57 : Ua]m 5@SCH5fdhg NcbY 7UH]cfm Fub. G

5fU -, z\* Geh @V[h. ('):h K]Ph. \$\$\$:h

GUg GUV@V[h. :h GUVK]Ph. :h >cbh@V[h. :h

GcfXF. GfYVHhV ; fUX \$ @Ubg \$

GfVcb7caaYhg Kcf\_8UY %&&&& Kcf\_HdY Bk7cbg]Vcb' h]U 7cX BI!B =gAUcfA/ F. HiY

Kcf\_8UY '#&&&& Kcf\_HdY Bk7cbg]Vcb' h]U 7cX BI!B =gAUcfA/ F. HiY

Kcf\_8UY %&&&& Kcf\_HdY 7UWGUH]!57 7cX 7G57 =gAUcfA/ F. :Ug

Kcf\_8UY \*#&&&& Kcf\_HdY Gg7cf]GfV]hXhcb]L 7cX 65!GH =gAUcfA/ F. :Ug

Kcf\_8UY \*#&&&& Kcf\_HdY Gg7cf]GfV]hXhcb]hg 7cX 65!G= =gAUcfA/ F. :Ug

Kcf\_8UY \*#&&&& Kcf\_HdY 7cadYVfYVh]Vcb'!57 7cX 7F!57 =gAUcfA/ F. HiY

@Gf]hgd'8UY %&&&&% HBUcladYg && GfjYhX +

7cb]hcbg D7= +\$ BCHA Hh DFY7cbg]VcbD7=Hh

-hg]Vcb7caaYhg

GladYBiaVf. \$& HdY F 5fU (-, \$\$\$Geh D7= ,&

GladY7caaYhg

(, @/ H7F @ )'\$\$ :h

)& F5J9@B; < \$'\$\$ Geh

)+ K95H 9F-B; @ (-)'\$\$ Geh

GladYBiaVf. \$ HdY F 5fU )\$\$\$Geh D7= +&

GladY7caaYhg

(, @/ H7F @ (+)'\$\$ :h

)+ K95H 9F-B; A )\$\$\$ Geh

GladYBiaVf. % HdY F 5fU )\$\$\$Geh D7= \*\*

GladY7caaYhg

(, @/ H7F @ &'\$\$ :h

(, @/ H7F A ' \$\$ :h

)\$ D5H<-B; @ &'\$\$ Geh

)+ K95H 9F-B; @ &)'\$\$ Geh

)+ K95H 9F-B; A &)'\$\$ Geh

GladYBiaVf. % HdY F 5fU )\$\$\$Geh D7= \*,

GladY7caaYhg

(, @/ H7F @ ' \$\$\$ :h

(, @/ H7F A &'\$\$ :h

)\$ D5H<-B; @ &\$\$\$ Geh

)+ K95H 9F-B; A &\$\$\$ Geh

GladYBiaVf. % HdY F 5fU (- &'\$\$Geh D7= +\$

GladY7caaYhg

(, @/ H7F @ &'\$\$ :h

)\$ D5H<-B; @ %\$\$\$ Geh

)+ K95H 9F-B; A (+)'\$\$ Geh



QādYBiaVf. %

HdY

F

5fU

(' 8888Gz h

D7= +'

QādY7caaYlg

(, @/ H7F

@

8)'88 :h

(, @/ H7F

A

- 888 :h

)+ K95H 9F-B;

@

(' 8888 Gz h

BYkcf.	(5*	BuY	GMU5]fcbfKcfX JYX			
6UBW	5%	BuY	5db%GMU5]fcbfKcfX	Ig	5DFCB	5fU
GMU5]fcbfKcfX	%	z'	:fca.	HUkU7cbfKcfX	H.	GMU5]fcbfKcfX
GfUW	57	:Ua]m	5@SCH5fdg	NbY	7Uf]cfm	Fub. G
5fU	%z)%Geh	@Y[h.	)SS:h	K]Ph.	SS:h	
GUg		GU@Y[h.	:h	GUVK]Ph.	:h	>ch@Y[h.
Gci Xf.		GfYHhY		;fUX \$		@Ug \$
GMU5]fcbfKcfX						
Kcf_8UY	%#%SS	Kcf_HhY	Bk7cbfKcfX	h]U	7cX	BI!B
						=AUcfA/ F. HhY
Kcf_8UY	+%#SS&	Kcf_HhY	Bk7cbfKcfX	h]U	7cX	BI!B
						=AUcfA/ F. HhY
Kcf_8UY	%#SS%	Kcf_HhY	7UWGUH!	!57	7cX	7G57
						=AUcfA/ F. :Ug
@Gh]h]8UY	%SSSS%		HRUladYg	&		GfjYhX )
7cb]h]g	D7=	*(				
h]h]h]b7caaYhg						
QadYBi aVf.	S&	HhY	F	5fU	( ' \$\$\$ Geh	D7= )-
QadY7caaYhg						
()	89F9GCB	@		' \$\$\$ Geh		
(	@/ H7F	@		(' +\$\$ :h		
)&	F5J9@B;	@		) \$\$\$ Geh		
)+	K95H 9F-B;	A		(( ' \$\$\$ Geh		
QadYBi aVf.	%	HhY	F	5fU	) \$\$\$ Geh	D7= *(
QadY7caaYhg						
(	@/ H7F	@		' \$\$\$ :h		
(	@/ H7F	A		%' \$\$\$ :h		
)&	F5J9@B;	@		) \$\$\$ Geh		
)+	K95H 9F-B;	A		() \$\$\$ Geh		
QadYBi aVf.	S&	HhY	F	5fU	' ) \$\$\$ Geh	D7= +\$
QadY7caaYhg						
(	@CB; H 8-B5@#F5BGJ9FC@	@		%' \$\$\$ :h		
(	@CB; H 8-B5@#F5BGJ9FC@	A		+) '\$\$ :h		
)+	K95H 9F-B;	A		' ) \$\$\$ Geh		
QadYBi aVf.	&	HhY	F	5fU	) \$\$\$ Geh	D7= *(
QadY7caaYhg						
(	@/ H7F	@		(\$\$\$ :h		
(	@/ H7F	A		%' \$\$\$ :h		
)&	F5J9@B;	@		) \$\$\$ Geh		
)+	K95H 9F-B;	A		() \$\$\$ Geh		
QadYBi aVf.	' )	HhY	F	5fU	) \$\$\$ Geh	D7= *)
QadY7caaYhg						
(	@/ H7F	@		' \$\$\$ :h		
(	@/ H7F	A		\$\$\$ :h		
)&	F5J9@B;	@		(\$\$\$ Geh		
)+	K95H 9F-B;	A		(* \$\$\$ Geh		

BYkcf.	(5*	BláY	GMU5]fcbfKcfX JYX				
GfUW	FS&&	BláY	FibkÚn(!&GMLYcf	IgY	FI BK5M	5fU	(%SSGeh
GMch	S&	cZ &	: fca. FibkÚn&9bX		H. 9(YcZDjYh	@g]7cbg]'	*#488%
GfUW	57	: Úa]m	5@SCHFKg	NbY	7U]cfm	FUb. D	
5fU	%ZSSGeh	@Y]h.	&S:h	K]h.	, S:h		
GUg		GU@Y]h.	: h	GUVK]h.	: h	>ch@Y]h.	: h
Gci Xf.		GfY]HhY		; fUX \$		@bYg \$	
GMcb7caaYlg							
Kcf_8UY	%488%	Kcf_HhY	Bk7cbg]Vcb!h]U		7cX BI!B	=gAUcfA/ F. HhY	
Kcf_8UY	%488%	Kcf_HhY	7UWGU]h]!57		7cX 7G57	=gAUcfA/ F. :UgY	
Kcf_8UY	*#488%	Kcf_HhY	&gY]Un		7cX C@S&	=gAUcfA/ F. HhY	
@g]hgl'8UY	%8888%	HRUQladyg	'		GfjYhX	'	
7cb]hbg	D7= -'						
hg]Vcb7caaYlg							
QladyBiaVf.	S%	HhY	F	5fU	*SSSSGeh	D7= -'	
Qlady7caaYlg							
(, @/ H7F		@		%8888 :h			
QladyBiaVf.	S&	HhY	F	5fU	*SSSSGeh	D7= -'	
Qlady7caaYlg							
(, @/ H7F		@		%8888 :h			
QladyBiaVf.	S	HhY	F	5fU	*SSSSGeh	D7= -'	
Qlady7caaYlg							
(, @/ H7F		@		%8888 :h			



GVkcf. (5*	BuY	GMU5]fcbKcf JYX				
GfUW FS&&	BuY	FibkUn(!8GMU5]fcbKcf	IgY	FIEK5M	5fU	(%SSGeh
GMch \$%	cZ &	: fca. FibkUn( 9BX	H.	FibkUn(89BX	@gh7cbgH	*#48%
GfUW 57	: Ua]m 5@SCHFKg	NbY	7UH]cfm		FUb. D	
5fU	(SSSSGeh @Y[h.	)Z%:h	K]Ph.	, \$:h		
GUg	GU@Y[h.	:h	GVK]Ph.	:h	>ch@Y[h.	:h
Gci Xf.	GfYHhY	; fUX \$			@Ubg \$	
GMcb7caaYlg						
Kcf_8UY %48%	Kcf_HdY Bk7cbgH]h		7cX BI!-B		=AUcfA/ F. HiY	
Kcf_8UY %48%	Kcf_HdY 7UWGUH]!57		7cX 7G57		=AUcfA/ F. :UgY	
Kcf_8UY *#48%	Kcf_HdY &gYUn		7cX C&&		=AUcfA/ F. HiY	
@gh7cbgH 8UY %888%	HRUladYg *		GfjYhX %			
7cbgH D7= -&						
=gh7cbgH 7caaYlg						
QadYBi aVf. \$	HdY F	5fU	*SSSSGeh	D7= -%		
QadY7caaYlg						
(, @/ H7F	@	%*'SS :h				
QadYBi aVf. %	HdY F	5fU	*SSSSGeh	D7= -%		
QadY7caaYlg						
(, @/ H7F	@	%\$SS :h				
QadYBi aVf. %	HdY F	5fU	*SSSSGeh	D7= -&		
QadY7caaYlg						
(, @/ H7F	@	%\$SS :h				
QadYBi aVf. &	HdY F	5fU	*SSSSGeh	D7= -%		
QadY7caaYlg						
(, @/ H7F	@	%+'SS :h				
QadYBi aVf. '%	HdY F	5fU	*SSSSGeh	D7= -'		
QadY7caaYlg						
(, @/ H7F	@	%)'SS :h				
QadYBi aVf. ',	HdY F	5fU	*SSSSGeh	D7= -&		
QadY7caaYlg						
(, @/ H7F	@	%)'SS :h				
QadYBi aVf. ()	HdY F	5fU	*SSSSGeh	D7= -%		
QadY7caaYlg						
(, @/ H7F	@	%\$SS :h				
QadYBi aVf. )&	HdY F	5fU	*SSSSGeh	D7= -%		
QadY7caaYlg						
(, @/ H7F	@	%\$SS :h				
QadYBi aVf. )-	HdY F	5fU	*SSSSGeh	D7= -\$		
QadY7caaYlg						
(, @/ H7F	@	%*'SS :h				
QadYBi aVf. **	HdY F	5fU	*SSSSGeh	D7= -(		
QadY7caaYlg						
(, @/ H7F	@	+) 'SS :h				

BYkcf. (5*			BLaY	GUUyfc'AihjMU5]fchfKcfX JYX			
GfUBW H7S%			BLaY	HI]kUn7dbNMfS% GUUyfc	I gX	H5L-K5M	5fU -ž% Gē h
GU]ch S%		cZ %	: fca.	FibkUn(1&		H. 5dbS%	@Gj7ch! -#&SS&
GfzAW 57		: Ua]m	5@SCH57HI]kUg	NbY		7U]cfm	FUb. G
5fU		-ž% Gē h	@Y[h.	&S:h	K]h.	') : h	
GUg		GU@Y[h.	: h	GUVK]h.	: h	>ch@Y[h.	: h
Gci Xf.		GfYHhY		; fUX \$		@Ug \$	
GU]ch7caaYlg							
Kcf_8UY %&S%		Kcf_HdY	Bk7ch]Ucb! :h]U		7cX	BI !:B	=gAUcfA/ F. HiY
Kcf_8UY -#&SS&		Kcf_HdY	Bk7ch]Ucb! :h]U		7cX	BI !:B	=gAUcfA/ F. HiY
Kcf_8UY %&S%		Kcf_HdY	7UWGUH !:57		7cX	7G57	=gAUcfA/ F. :Ug
@Gj7ch!8UY %&SS&		HUQladYg	&		GfjYhX	&	
7ch]Ucb D7= *(							
-hg]Ucb7caaYlg							
QadYBiaVf. S%		HdY	F	5fU	(SSSSGē h	D7= *	
QadY7caaYlg							
(, @/ H7F		@		%S : h			
(, @/ H7F		A		S : h			
)\$ D5H<-B;		A		*S Gē h			
)& F5J9@B;		@		&S Gē h			
)+ K95H9F-B;		A		&SS Gē h			
QadYBiaVf. S&		HdY	F	5fU	), -, 'SSGē h	D7= *)	
QadY7caaYlg							
(, @/ H7F		@		%S : h			
(, @/ H7F		A		SS : h			
)& F5J9@B;		@		)*S Gē h			
)+ K95H9F-B;		A		)', 'SS Gē h			

<b>BYkcf.</b>	<b>(5*</b>	<b>BláY</b>	<b>GUhYcf'ÁihjMU5]fchfKcfX JYX</b>
<b>GFUBW</b>	<b>H7S&amp;</b>	<b>BláY</b>	<b>HI]kUn7chbNMfS&amp; GUhYcf</b>
<b>GUh</b>	<b>%</b>	<b>cZ %</b>	<b>: fca. FihkUn(1&amp;&amp;</b>
<b>GFZW</b>	<b>57</b>	<b>: Uá]m 5@SCH57HI]kúg</b>	<b>NbY 7UN]cfm</b>
<b>5fU</b>	<b>, ž(, Gē h</b>	<b>@Y[h.</b>	<b>888:h K]Ph. '): h</b>
<b>GUg</b>	<b>GU@Y[h.</b>	<b>: h</b>	<b>GUVK]Ph. : h &gt;ch@Y[h. : h</b>
<b>Gci Xf.</b>	<b>GfYHhNf</b>	<b>; fUX \$</b>	<b>@Ug \$</b>
<b>GUh7caaylg</b>			
<b>Kcf_8UY %888%</b>	<b>Kcf_HdY Bk7chjUfb! :h]U</b>		<b>7cXY BI !:B =gAUcfA/ F. HiY</b>
<b>Kcf_8UY %888%</b>	<b>Kcf_HdY Bk7chjUfb! :h]U</b>		<b>7cXY BI !:B =gAUcfA/ F. HiY</b>
<b>Kcf_8UY %888%</b>	<b>Kcf_HdY 7UWGUH !:57</b>		<b>7cXY 7G57 =gAUcfA/ F. :Ug</b>
<b>@g]hgl'8UY %888%</b>	<b>HUQladyg &amp;</b>		<b>GfjYhX &amp;</b>
<b>7ch]hcg D7= *-</b>			
<b>-hgNMb7caaylg</b>			
<b>QádYBiaVf. %</b>	<b>HdY F</b>	<b>5fU</b>	<b>(%+'888Gē h D7= +&amp;</b>
<b>QádY7caaylg</b>			
<b>(, @/ H7F</b>	<b>@</b>	<b>%'888 : h</b>	
<b>(, @/ H7F</b>	<b>A</b>	<b>%('888 : h</b>	
<b>) + K95H 9F-B;</b>	<b>A</b>	<b>&amp;'888 Gē h</b>	
<b>QádYBiaVf. S&amp;</b>	<b>HdY F</b>	<b>5fU</b>	<b>(*+'888Gē h D7= *)</b>
<b>QádY7caaylg</b>			
<b>(, @/ H7F</b>	<b>@</b>	<b>%888 : h</b>	
<b>(, @/ H7F</b>	<b>A</b>	<b>- 888 : h</b>	
<b>) \$ D5H&lt;-B;</b>	<b>@</b>	<b>)888 Gē h</b>	
<b>) + K95H 9F-B;</b>	<b>A</b>	<b>(%888 Gē h</b>	



BYkcf. (5*	BuY	GMU5]fchKcfX JYX					
6fUW H5B \$%	BuY	HI]kUia U]f\$%GMU5]fchKcfX JYX	I g	H5L-K5M	5fU	'z+' Gc h	
GMU5]fch \$%	cZ %	: fca. 5dcb\$%		H. H<U]Ug		@]h7ch]l' ++\$SS&	
GfUW 57	: Ua]m 5@SCH57HI]U]g	NbY		7U]cfm		Fub. H	
5fU	'z+' Gc h	@]h.	*+, :h	K]h.	)\$ :h		
GUg	GU@]h.	:h	GUVK]h.	:h	>ch@]h.	:h	
Gci Xf.	GfYHhY		; fUX \$		@]g \$		
GMU5]fch7caaYlg							
Kcf_8UY %%%\$	Kcf_HhY Bk7ch]U]b' ]hU			7cX BI !-B		=AUcfA/ F. HhY	
Kcf_8UY ++\$SS&	Kcf_HhY Bk7ch]U]b' ]hU			7cX BI !-B		=AUcfA/ F. HhY	
Kcf_8UY %%%\$	Kcf_HhY 7U]GU]h' !57			7cX 7G57		=AUcfA/ F. :Ug	
@]h7ch]l'8UY %%%\$	HRUcladyg ,			GfjYhX (			
7ch]U]b' D7= *'							
=h]U]b'7caaYlg							
GladyBi aVf. \$%	HhY	F	5fU	*,- \$SSGc h		D7= *(	
Glady7caaYlg							
() 89F9GCB	@		\$SS Gc h				
(, @/ H7F	@		'% '\$\$ :h				
(, @/ H7F	A		' \$SS :h				
)\$ D5H7<-B;	@		, \$SS Gc h				
)+ K95H 9F-B;	A		*\$ \$SS Gc h				
GladyBi aVf. \$&	HhY	F	5fU	(' \$SSGc h		D7= )*	
Glady7caaYlg							
(, @/ H7F	A		%( '\$\$ :h				
)\$ D5H7<-B;	A		)\$SS Gc h				
)+ K95H 9F-B;	@		%\$SS Gc h				
)+ K95H 9F-B;	A		%\$SS Gc h				
GladyBi aVf. \$)	HhY	F	5fU	)*(' '\$\$Gc h		D7= ),	
Glady7caaYlg							
() 89F9GCB	A		%\$SS Gc h				
(, @/ H7F	@		%, '\$\$ :h				
(, @/ H7F	A		- (' '\$\$ :h				
)+ K95H 9F-B;	@		&\$SS Gc h				
)+ K95H 9F-B;	A		&\$SS Gc h				
GladyBi aVf. \$	HhY	F	5fU	*\$)' '\$\$Gc h		D7= +&	
Glady7caaYlg							
(, @/ H7F	@		(\$ '\$\$ :h				
(, @/ H7F	A		-- '\$\$ :h				
)+ K95H 9F-B;	@		*\$)' '\$\$ Gc h				

6FUBW	H 5B S&	BuY	HI]kUia U]fS&GMI]cfc	I g	H5L-K5M	5fU	(-žš) Gē h
GM]ch	%	cZ %	: fca.	FibkUia(!&	H.	H<U]Ug	@]h7cb]h' %&\$\$%
GfZUW	57	: Ua]m	5@SCH57HI]UBg	NcbY	7UH]cfm		Fub. H
5fU	(-žš) Gē h	@]h.	%\$\$\$: h	K]h.	)\$: h		
GUg	GU@]h.		: h	GUVK]h.	: h	>]h@]h.	: h
Gci XE.	GfY]HndY		; fUX	\$		@]bg	\$
GM]cb7caa Ylg							
Kcf_8UY %&\$\$%		Kcf_HndY Bk7cb]h' U]h			7cX BI!-B		=gAUcfA/ F. H]Y
@]h7cb]h' 8UY %&\$\$%		HRUcladYg %			GfjYhX +		
7cb]h' D7= *							
-hg]h'cb7caa Ylg							
QladYBi aVF. %		HndY	F	5fU	(%\$\$\$Gē h		D7= * &
QladY7caa Ylg							
() 89IF9GCB		@		- \$\$\$ Gē h			
(, @/ H7F		@		%, '\$\$ : h			
(, @/ H7F		A		) \$\$\$ : h			
)\$ D5H7<-B;		@		% '\$\$ Gē h			
)+ K95H 9F-B;		A		& \$\$\$ Gē h			
QladYBi aVF. S&		HndY	F	5fU	(%\$\$\$Gē h		D7= +\$
QladY7caa Ylg							
(, @/ H7F		@		\$\$\$ : h			
(, @/ H7F		A		% '\$\$ : h			
)+ K95H 9F-B;		A		(% \$\$\$ Gē h			
QladYBi aVF. \$		HndY	F	5fU	(\$ \$\$\$Gē h		D7= +\$
QladY7caa Ylg							
(, @/ H7F		@		\$)'\$\$ : h			
(, @/ H7F		A		) \$\$\$ : h			
)+ K95H 9F-B;		A		(\$ \$\$\$ Gē h			
QladYBi aVF. \$		HndY	F	5fU	(-) '\$\$Gē h		D7= *-
QladY7caa Ylg							
(, @/ H7F		@		' \$\$\$ : h			
(, @/ H7F		A		\$)'\$\$ : h			
)+ K95H 9F-B;		@		&+) '\$\$ Gē h			
)+ K95H 9F-B;		A		&+) '\$\$ Gē h			
QladYBi aVF. \$		HndY	F	5fU	(, -)'\$\$Gē h		D7= *-
QladY7caa Ylg							
(, @/ H7F		@		' \$\$\$ : h			
(, @/ H7F		A		\$)'\$\$ : h			
)+ K95H 9F-B;		@		(, -)'\$\$ Gē h			
QladYBi aVF. %		HndY	F	5fU	(+, \$\$\$Gē h		D7= *-
QladY7caa Ylg							
() 89IF9GCB		@		() '\$\$ Gē h			
(, @/ H7F		@		% '\$\$ : h			
(, @/ H7F		A		% \$\$\$ : h			
)+ K95H 9F-B;		@		(+, \$\$\$ Gē h			
QladYBi aVF. %		HndY	F	5fU	(-, \$\$\$Gē h		D7= +\$
QladY7caa Ylg							
(, @/ H7F		@		%- '\$\$ : h			
(, @/ H7F		A		%+ '\$\$ : h			
)+ K95H 9F-B;		@		(- &'\$\$ Gē h			
)+ K95H 9F-B;		A		(- &'\$\$ Gē h			

BYkcf. (5*	BLAY	GMU5]fcbfKcfX JYX					
6fUW H2%	BLAY	HI]UBYS%GMU5]fcbfKcfX	Ig	H5L-K5M	5fU	%Z% G: h	
GMch \$%	cZ %	: fca. 5dcb\$%		H. HI]kUra U]f\$&		@g]7cbg] #-\$S\$	
GfUW 57	: Ua]m 5@SCH57HI]UBg	NbY		7U]cfm		FUb. H	
5fU	%Z% G: h	@Y]h.	() : h	K]h.	) : h		
GUg	GU@Y]h.	: h	GUVK]h.	: h	>ch@Y]h.	: h	
Gci Xf.	GfY]HhY		; fUX \$		@Ug \$		
GMcb7caaYlg							
Kcf_8UY %-\$S\$	Kcf_HhY Gw]g?5[[f]UY			7cX G65;		=AUcfA/ F. :Ug	
Kcf_8UY %-\$S\$	Kcf_HhY G]7d]g?5[[f]UY			7cX 65!5;		=AUcfA/ F. :Ug	
Kcf_8UY %-\$S\$	Kcf_HhY Bk7cb]Ucb!-h]U			7cX BI!-B		=AUcfA/ F. H]Y	
@g]hg]8UY %-\$S\$	HRU]adYg '			G]f]YhX '			
7cb]hg D7= +*							
hg]Ucb7caaYlg							
G]adYB]aVf. \$%	HhY F	5fU		))('SSG: h		D7= ,%	
G]adY7caaYlg							
(, @/ H7F	@	%\$S\$ : h					
(, @/ H7F	A	%'SS : h					
)& F5J9@B	@	%\$S\$ G: h					
G]adYB]aVf. \$&	HhY F	5fU		)' %\$S\$G: h		D7= ,+	
G]adY7caaYlg							
(, @/ H7F	@	%\$S\$ : h					
(, @/ H7F	A	\$'SS : h					
G]adYB]aVf. \$	HhY F	5fU		+%'SSG: h		D7= *(	
G]adY7caaYlg							
(, @/ H7F	@	%+'SS : h					
(, @/ H7F	A	'+\$S\$ : h					
)& F5J9@B	@	'SS\$ G: h					



BYkcf. (5*	BuY	QdYcf'AhjMU5]fchKcfX JYX					
GfUW HFK&&	BuY	HI]kUnHfUci bXFK'&& GdYcf	Ig	H5L-K5M	5fU	%&,- G& h	
GdYch %	cZ %	: fca. FikUn(!&&	H.	9(YcZUj YaYh	@g]7chg' , #%'&&%)		
GfZAW 57	: Ua]m 5@SCH57HI]kUig	NbY	7U]cfm		FUb. D		
5fU	%&,- G& h	@Y[h.	%): h	K]h.	+\$: h		
GUg	GU@Y[h.	: h	GUVK]h.	: h	>ch@Y[h.	: h	
Gci Xf.	GfYHhY		; fUY \$		@Ug \$		
GdYch7caaYig							
Kcf_8UY %&&%)	Kcf_HdY Bk7chg' Vcb! :h]U		7cXY BI !:B		=gAUcfA/ F. HiY		
Kcf_8UY %&&%)	Kcf_HdY 7UWGUH] !'57		7cXY 7G57		=gAUcfA/ F. :Ug		
Kcf_8UY , #%'&&%)	Kcf_HdY Bk7chg' Vcb! :h]U		7cXY BI !:B		=gAUcfA/ F. HiY		
@g]hgl'8UY %&&%)	HUQladYg &		GfjYhX &				
7ch]hg D7= -*							
-hg]hgl'7caaYig							
QadYBiaVf. %	HdY F	5fU	)&%'&&G& h		D7= -*		
QadY7caaYig							
(, @/ H7F	@	' , 'SS : h					
QadYBiaVf. &&	HdY F	5fU	)%'&'&&G& h		D7= -+		
QadY7caaYig							
(, @/ H7F	@	' , 'SS : h					

BYkcf.	(5*	BLaY	GUgYcf'AihjMU5jcfhKcfX JYX				
GfUW	HFk(	BLaY	HI]kUnHfHfci bXFK('	Ig	H5L-K5M	5fU	'(Z)SGe h
GUg	%	cZ %	: fca.	FibkUn(!&	H.	FibkUn(!&	@Gj7chg' '#48%
GfZW	57	: Ua]m	5@SCH57HI]kUg	NbY	7U]cfm	FUb.	D
5fU	'(Z)SGe h	@Y[h.	)*S:h	K]h.	)):h		
GUg		GU@Y[h.	:h	GUVK]h.	:h	>clh@Y[h.	:h
Gci Xf.		GfYHhY		; fUY \$		@Ug \$	
GUg	b7caa Ylg						
Kcf_8UY	' #48%	Kcf_HdY	Bk7chg' Vcb! :h]U		7cXY BI !:B		=AUcfA/ F. HiY
@Gj:hg'8UY	%888%	HHUcladyg	&		GfjYhX	&	
7cb]hcg	D7= %\$						
-hg]hcb7caa Ylg							
CladyEiaVf.	%	HdY	F	5fU	)SS\$SGe h	D7= %\$	
Clady7caa Ylg							
OBc8]hYg?							
CladyEiaVf.	\$&	HdY	F	5fU	)SS\$SGe h	D7= %\$	
Clady7caa Ylg							
OBc8]hYg?							

BYkcf. (5*		BuY	GUyfc'AihjMU5]fchfKcfX JYX				
GUBW HFKA-S		BuY	HKHfHfGibXA]XFK' GUyfc	Ig	H5L-K5M	5fU	%\$, ' Gc h
GUfch %	cZ %	: fca.	FibkUn(!&		H. 9[YcZUj YaYh		@g]7chg' , #&#8%
GfZAW 57	: Ua]m 5@SCH57HI]küg	NbY			7U]cfm		FUb. D
5fU	%\$, ' Gc h	@Y]h.	%' : h	K]h.	+\$: h		
GUg	GUv@Y]h.	: h	GUVK]h.		: h	>ch@Y]h.	: h
Gci Xf.	GfYHhY		; fUY \$			@Ug \$	
GUfch7caaYig							
Kcf_8UY %44%%	Kcf_HdY Bk7chg]Vcb! :h]U				7cXY BI !-B		=gAUcfA/ F. HiY
Kcf_8UY %44%%	Kcf_HdY 7UWGUH]!57				7cXY 7G57		=gAUcfA/ F. :Ug
Kcf_8UY , #&#8%	Kcf_HdY Bk7chg]Vcb! :h]U				7cXY BI !-B		=gAUcfA/ F. HiY
@g]hgl'8UY %888%	HUQladYg &				GfjYhX &		
7ch]hg D7= -(							
-hg]Vcb7caaYig							
QadYBiaVf. %	HdY F		5fU		)(%'SSGc h		D7= -(
QadY7caaYig							
(, @/ H7F	@		)'SS : h				
QadYBiaVf. &	HdY F		5fU		)%-'SSGc h		D7= -)
QadY7caaYig							
(, @/ H7F	@		))'SS : h				

**APPENDIX E**  
**DISTRESS SUMMARY REPORT**





) o k  
o U o † 7 . o

"	o	o	o	) V	)	) U	o	j	j y	)
o		o #			) - Hk α@V.....	\	O		o7	
o		o #			OV8ey) @° Ouk° Vq° - ko° #k° #M8°.....	# )	O		7	
o		o #			OV8ey) @° Ouk° Vq° - ko° #k° #M8°.....	# )	U		7	
o		o #			k° † - @8°.....	# )	O		o7	
o		o #			‡ - ° u- k@8°.....	# )	U		o7	
o		o #			OV8ey) @° Ouk° Vq° - ko° #k° #M8°.....	# )	O		7	
o		o #			OV8ey) @° Ouk° Vq° - ko° #k° #M8°.....	# )	U		7	
o		o #			h° u#-@8°.....	# )	O		o7	
o		o #			h° u#-@8°.....	# )	U		o7	
o		o #			k° † - @8°.....	# )	U		o7	
o		o #			‡ - ° u- k@8°.....	# )	O		o7	
o		o #			‡ - ° u- k@8°.....	# )	U		o7	
o		o #								
<b>k</b>		o #			OV8ey) @° Ouk° Vq° - ko° #k° #M8°.....	# )	O		7	
<b>k</b>		o #			OV8ey) @° Ouk° Vq° - ko° #k° #M8°.....	# )	O		7	
<b>u#</b>		o #			OV8ey) @° Ouk° Vq° - ko° #k° #M8°.....	# )	O		7	
<b>u#</b>		o #			OV8ey) @° Ouk° Vq° - ko° #k° #M8°.....	# )	U		7	
<b>u#</b>		o #			h° u#-@8°.....	# )	U		o7	
<b>u#</b>		o #			k° † - @8°.....	# )	O		o7	
<b>u#</b>		o #			‡ - ° u- k@8°.....	# )	U		o7	

)   °   k  
 o   U   °   ‡   7   °

"	°	°	°	)	)	)	o	j	j	)
				V		U			y	
u#		°#			OV8ey) @° Ouk° Vcf- ko° #k° #M8°.....	# )	O		7	
u#		°#			OV8ey) @° Ouk° Vcf- ko° #k° #M8°.....	# )	U		7	
u#		°#			h u#-Q8°.....	# )	O		o7	
u#		°#			‡ - ° u- kQ8°.....	# )	U		o7	
u°V8		°#			) - Hk α@V°.....	\	O		o7	
u°V8		°#			) - Hk α@V°.....	\	U		o7	
u°V8		°#			OV8ey) @° Ouk° Vcf- ko° #k° #M8°.....	# )	O		7	
u°V8		°#			OV8ey) @° Ouk° Vcf- ko° #k° #M8°.....	# )	U		7	
u°V8		°#			h u#-Q8°.....	# )	O		o7	
u°V8		°#			h u#-Q8°.....	# )	U		o7	
u°V8		°#			‡ - ° u- kQ8°.....	# )	O		o7	
u°V8		°#			‡ - ° u- kQ8°.....	# )	U		o7	
u°V8		°#			) - Hk α@V°.....	\	O		o7	
u°V8		°#			OV8ey) @° Ouk° Vcf- ko° #k° #M8°.....	# )	O		7	
u°V8		°#			OV8ey) @° Ouk° Vcf- ko° #k° #M8°.....	# )	U		7	
u°V8		°#			h u#-Q8°.....	# )	O		o7	
u°V8		°#			‡ - ° u- kQ8°.....	# )	O		o7	
u°V8		°#			‡ - ° u- kQ8°.....	# )	U		o7	
uO		°#			OV8ey) @° Ouk° Vcf- ko° #k° #M8°.....	# )	O		7	
uO		°#			OV8ey) @° Ouk° Vcf- ko° #k° #M8°.....	# )	U		7	

o ) U o k 7 . o

"	o	o	o	)	)	)	o	j	j	)
uO		°#		V		U			y	)
uk‡		°#			k†-OS	# )	O		o7	
uk‡		°#			OV8ey) @° Ouk° Vd- lo° #k° #MS	# )	O		7	
uk‡		°#								
uk‡ U@		°#			OV8ey) @° Ouk° Vd- lo° #k° #MS	# )	O		7	

°# ° # # °°# ° \ °#h## h # # °h# ° \ h##  
 @) ° u . . . . . °#

## **APPENDIX F**

### **PAVEMENT CONDITION REPORTS**

F1: Section Forecasted Pavement Condition Rating

F2: Branch PCI Rating

F3: Branch FOD Rating





**Appendix F1**  
**Forecasted Section PCI**  
 Scottsboro Municipal Airport - Word Field (4A6)

Branch ID	Section ID	Forecasted PCI						
		2021	2022	2023	2024	2025	2026	2027
A01	01	59	57	55	53	50	48	46
A01	02	50	48	46	44	41	39	37
A01	03	99	97	94	92	90	88	85
R0422	01	85	81	77	74	72	70	70
R0422	02	87	83	79	76	73	71	70
TC01	01	54	49	46	44	40	37	33
TC02	01	60	55	51	47	45	41	38
THANG01	01	52	48	45	43	39	36	32
THANG02	01	59	54	49	46	44	40	37
TL01	01	71	68	64	60	55	50	46
TTRW22	01	91	88	86	83	81	79	77
TTRW4	01	98	96	94	92	89	86	84

**6fUw7cbXhcbFYhfh** DUY%Z&  
**DjYa YHSUUVgy 5@SCH7ca VbYSS%\$**

6fUw7s	Bi a VfcZ GMfcbg	G a 'GMfcb' @b h HE	5j  'GMfcb' KPh HE	Hi Y5fYU RGe HE	I gy	5j YU Y D7=	GRbXEX 8Y Jfcb' D7=	KY  \HX 5j YU Y D7=
5\$%	'	%2)'\$\$	%,\$\$\$	8%ž+&\$\$	5DFCB	+'\$\$	%'((	+ " \$
F\$ &	&	)ž,\$\$\$	, \$\$\$	(%ž\$\$\$\$	FI BK5M	- & \$	\$) \$	- &(\$
H7\$%	%	9,\$\$\$	)'\$\$	- ž%'\$\$	H5L-K5M	*('\$\$	\$\$\$	*('\$\$
H7\$&	%	88\$\$\$	)'\$\$	, ž(,'\$\$	H5L-K5M	*-'\$\$	\$\$\$	*-'\$\$
H 5B; \$%	%	*+',\$\$	)\$\$\$	' ž+'\$\$	H5L-K5M	*'\$\$	\$\$\$	*'\$\$
H 5B; &	%	%\$\$\$\$	)\$\$\$	(- ž \$'\$\$	H5L-K5M	*, '\$\$	\$\$\$	*, '\$\$
H8\$%	%	(( '\$\$	)'\$\$	%ž%'\$\$	H5L-K5M	+*'\$\$	\$\$\$	+*'\$\$
HFK&	%	%) '\$\$	+\$\$\$	%ž, - '\$\$	H5L-K5M	-*'\$\$	\$\$\$	-*'\$\$
HFK(	%	)* \$\$\$	))'\$\$	' (ž) \$\$\$	H5L-K5M	%\$\$\$\$	\$\$\$	%\$\$\$\$

**6fubW7cbYhcbFYkfh** **DjY&cZ&**  
**DjY YHSUWY 5@BCH7ca VbYSS%\$**

I gY7UW  cfm	Bi a VYfcZ GM cbg	HEU'5fYUQe: IL	5f ha Y W 5j YU  YD7=	5j YU  YGB' D7=	KY  \ BX 5j YU  YD7=
5DFCB	'	2%+888	+ '88	%!(	+ '88
FI BK5M	&	(%288888	- 8) \$	\$) \$	- 88(
H5L-K5M	+	%)28%88	+*')+	%('%	+*108
5@@	%&	, 8%+ '88	+ '88	%! &	,)'(+

**6fUw7cbXhcbFYhfh** DUY%Z&  
 , #&#\$\$\$%  
 DjYa YHSUUVgy 5@SCHS\$%

6fUw7s	Bi a VfcZ GMfcbg	G a 'GMfcb' @b h HE	5j  'GMfcb' KPh HE	Hi Y5fYU RGe HE	I gy	5j YU Y : CS' DcHhJU	GRbXEX 8Y Jhcb' : CS DcH	KY  \HX 5j YU Y : CS DcHb
5\$%	'	%2)'\$\$	%,\$\$\$	8%ž+&\$\$	5DFCB	'* '\$\$	8'! &	&'! \$
F\$ (&	&	)ž,\$\$\$	, \$\$\$	(%ž\$\$\$\$	FI BK5M	% '\$\$	%\$\$	%! %
H7\$%	%	8,\$\$\$	) '\$\$	-ž% '\$\$	H5L-K5M	) '\$\$	\$\$\$	) '\$\$
H7\$&	%	88,\$\$\$	) '\$\$	,ž( '\$\$	H5L-K5M	(( '\$\$	\$\$\$	(( '\$\$
H 5B; \$%	%	*+, '\$\$	) '\$\$	'ž+ '\$\$	H5L-K5M	(+ '\$\$	\$\$\$	(+ '\$\$
H 5B; &&	%	%\$\$\$\$	) '\$\$	(-ž9 '\$\$	H5L-K5M	(' '\$\$	\$\$\$	(' '\$\$
H8\$%	%	(( '\$\$	) '\$\$	%ž% '\$\$	H5L-K5M	'* '\$\$	\$\$\$	'* '\$\$
HFK&&	%	%) '\$\$	+ '\$\$	%ž, - '\$\$	H5L-K5M	% '\$\$	\$\$\$	% '\$\$
HFK(	%	)* '\$\$	)) '\$\$	'(ž) '\$\$	H5L-K5M	\$\$\$	\$\$\$	\$\$\$



, #&#\$\$% **6fubW7cbYhcbFYbch** **DjY&cZ&**  
**DjY YHSUWY 5@BCHSS\$ %**

I gY7UW  cfm	Bi a VYfcZ GWIcbg	HEU'5fYUQe: IL	5fha YfW 5j YU Y: CS	5j YU YGB' : CS DcHbJU	KY  \HX 5j YU Y: CS D
5DFCB	'	2%+8SS	'*''SS	2!'&	2!' \$
FI BK5M	&	(%2SSSS	%''SS	%SS	%!' %
H5L-K5M	+	%)28%SS	'' '&	%'4(	' &+
5@@	%&	, \$%+' 'SS	' %2	%!' (	&' '*

**APPENDIX G**

**SAFETY AND PREVENTIVE MAINTENANCE POLICIES**



**Appendix G1**  
**Localized Safety (Stopgap) Repair Policy**

Distress	Distress Severity	Description	Code	Work Type	Work Unit
41	High	ALLIGATOR CR	PA-FD	Patching - AC Full-Depth	SqFt
43	High	BLOCK CR	CS-AC	Crack Sealing - AC	Ft
45	High	DEPRESSION	PA-FD	Patching - AC Full-Depth	SqFt
47	High	JT REF. CR	CS-AC	Crack Sealing - AC	Ft
48	High	L & T CR	CS-AC	Crack Sealing - AC	Ft
50	High	PATCHING	PA-FD	Patching - AC Full-Depth	SqFt
53	High	RUTTING	PA-FD	Patching - AC Full-Depth	SqFt
54	High	SHOVING	PA-PD	Patching - AC Partial-Depth	SqFt
55	NA	SLIPPAGE CR	PA-PD	Patching - AC Partial-Depth	SqFt
56	High	SWELLING	PA-FD	Patching - AC Full-Depth	SqFt
61	High	BLOW-UP	SL-PC	Slab Replacement - PCC	SqFt
61	Medium	BLOW-UP	PA-PF	Patching - PCC Full Depth	SqFt
62	High	CORNER BREAK	PA-PF	Patching - PCC Full Depth	SqFt
63	High	LINEAR CR	PA-PF	Patching - PCC Full Depth	SqFt
63	Medium	LINEAR CR	CS-PC	Crack Sealing - PCC	Ft
64	High	DURABIL. CR	SL-PC	Slab Replacement - PCC	SqFt
64	Medium	DURABIL. CR	PA-PF	Patching - PCC Full Depth	SqFt
66	High	SMALL PATCH	PA-PP	Patching - PCC Partial Depth	SqFt
67	High	LARGE PATCH	PA-PF	Patching - PCC Full Depth	SqFt
70	High	SCALING	SL-PC	Slab Replacement - PCC	SqFt
71	High	FAULTING	GR-PP	Grinding (Localized)	Ft
72	High	SHAT. SLAB	SL-PC	Slab Replacement - PCC	SqFt
74	High	JOINT SPALL	PA-PP	Patching - PCC Partial Depth	SqFt
75	High	CORNER SPALL	PA-PP	Patching - PCC Partial Depth	SqFt
76	High	ASR	SL-PC	Slab Replacement - PCC	SqFt

°  
8  
O h k h

)	) o	)	#	‡ u	‡ y
	U	° 08 u k#h	h° °)	h °° #7 )	o7
	=	° 08 u k#h	h° °)	h °° #7 )	o7
	V°	"O ) 08"	h° °c	h °° #h )	o7
	=	"O #Mk"	h° °)	h °° #7 )	o7
	U	"O #Mk"	#o° #	# ° ° °° #	7
	O	# hky8 u@V	h° °c	h °° #h )	o7
	=	# hky8 u@V	h° °c	h °° #h )	o7
	U	# hky8 u@V	h° °c	h °° #h )	o7
	U	) - h k α@V	h° °)	h °° #7 )	o7
	O	) - h k α@V	h° °)	h °° #7 )	o7
	=	) - h k α@V	h° °)	h °° #7 )	o7
	=	Kk 7 #k'	#o° #	# ° ° °° #	7
	U	Kk 7 #k'	#o° #	# ° ° °° #	7
	=	O u#k"	#o° #	# ° ° °° #	7
	U	O u#k"	#o° #	# ° ° °° #	7
	V°	\ @h08	h° °)	h °° #7 )	o7
	=	h u# 08"	h° °)	h °° #7 )	o7
	U	h u# 08"	h° °)	h °° #7 )	o7
	=	k° † - 08"	h° °c	h °° #h )	o7
	=	kyu08"	h° °)	h °° #7 )	o7
	O	kyu08"	h° °)	h °° #7 )	o7
	U	kyu08"	h° °)	h °° #7 )	o7
	V°	α@h° 8 #k	h° °)	h °° #7 )	o7
	O	‡ - 08"	h° °)	h °° #7 )	o7
	U	‡ - 08"	h° °)	h °° #7 )	o7
	O	"O‡ yh"	h° h	h °° #7 )	o7
	U	"O‡ yh"	h° h	h °° #7 )	o7
	=	"O‡ yh"	h° h	h °° #7 )	o7
	U	# kV k'k° N	h° h	h °° #7 )	o7
	=	# kV k'k° N	h° h	h °° #7 )	o7
	O	# kV k'k° N	#oh#	# ° ° °° #	7
	U	@ ° k#k"	#oh#	# ° ° °° #	7
	=	@ ° k#k"	h° h	h °° #h )	o7
	U	)yk° "O#k	h° h	h °° #7 )	o7
	=	)yk° "O#k	α@h	o k °° #	o7
	=	Kio° Q US	KG	K ° ° °°	7
	U	Kio° Q US	KG	K ° ° °°	7
	=	d° @h u#	h° h	h °° #h )	o7
	U	d° @h u#	h° h	h °° #h )	o7
	U	Ol8 h u#	h° h	h °° #7 )	o7



°  
8  
O h k h

)	) o	)	#	‡ u	‡ y
=		Ol8 h u#	h h	h ' h##7 )	o7
V°		hyUh98	kG	K o ' O	7
U		α# Q8	h h	h ' h##h )	o7
=		α# Q8	αh	o k ' h##	o7
=		7yG98	skh	8 ' O	7
U		7yG98	skh	8 ' O	7
U		α° u' d''	αh	o k ' h##	o7
=		α° u' d''	αh	o k ' h##	o7
=		K@uch@	h h	h ' h##h )	o7
U		K@uch@	h h	h ' h##h )	o7
U		#kV kch@	h h	h ' h##h )	o7
=		#kV kch@	h h	h ' h##h )	o7
U		°dk	αh	o k ' h##	o7
=		°dk	αh	o k ' h##	o7

## **APPENDIX H**

### **M&R UNIT COSTS**

H1: M&R Unit Costs

H2: Component Costs for Repair

H3: Airport Category

---

## Maintenance and Repair (M&R) Unit Costs

The M&R costs developed for the ALDOT PMP include costs for maintenance, preservation, and repair activities and are described below.

### Unit Costs Source Data

The source for the M&R costs data is RSMMeans, which has data for 14 locations throughout Alabama, as identified by the yellow highlighted boxes in Figure 1. The cost data is presented in terms of individual line items like asphalt wearing course, aggregate base etc., which were consolidated to develop the activity costs described below.

The cost data show a distinct difference in costs between locations north and south of Birmingham, especially for the higher value items like the asphalt layers. Therefore, the unit costs were developed accordingly for the airports north and south of Birmingham, as identified in Figure 1. Appendix H2 presents the component costs used in developing the M&R costs.

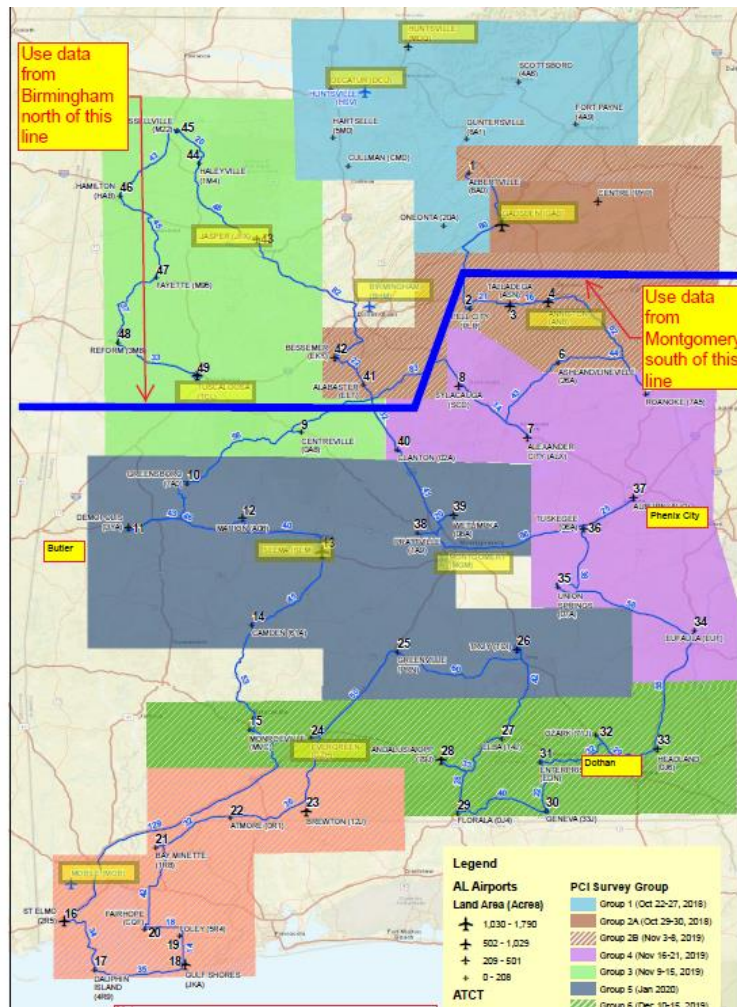


Figure 1: RSMMeans Unit Costs Locations.

**Maintenance & Repair (M&R) Activities**

Maintenance activities are localized activities which are typically assigned in the first year of the M&R plan based on the observed distresses.

Repair activities are further subdivided into preservation, rehabilitation, and reconstruction. Repair activities are conducted for larger areas, typically at the section level and are assigned based on the Critical Pavement Condition Index, denoted as CP in Table 1. The CP is based on the section’s rank or importance within the overall network and typically ranges from 55 to 70. The CP was set at 70 for the ALDOT runway pavements and 65 for the other pavements.

**Table 1: Repair Activities.**

Activity Type	PCI	Activity
Preservation	> CP	Runway Surface Treatment
		Taxiway and Apron Surface Treatment
Rehabilitation	> CP	2" AC OL <sup>1</sup>
	55 - CP	Mill 2" & 2" AC OL
	45 - 55	Mill 2" & 3" AC OL
Reconstruction	0 - 45	Reconstruct with AC

<sup>1</sup>For Sections with Structural Distress and PCI greater than Critical PCI

The depths for the milling and overlay (AC OL) in Table 1 were established by creating a balance between removal of surficial distress and providing additional pavement structural capacity. All overlay options include full-depth patching to repair localized distresses.

From the FAA 5010 records, the Alabama airport network includes a wide range of allowable aircraft loads. The airports were divided into three categories of allowable aircraft loads based on requirements for minimum pavement thickness and the use of a P-401 surface layer. The categories are based on the aircraft maximum gross takeoff weight (MGTOW) and include: less than 12,500 lbs, 12,500 to 30,000 lbs, and 30,000 to 100,000 lbs. Appendix H3 presents the category for each airport.

For any sections requiring reconstruction, the pavement sections were established primarily in accordance with the requirements in Table 3 of the FAA’s Advisory Circular 150/5320-6F. The pavement sections used for developing the cost estimates are:

- 12,500 lbs                    4" P-403 (State HMA Mix) + 6" P-209 Base
- 12,500 – 30,000 lbs       4" P-403 (State HMA Mix) + 8" P-209 Base
- 30,000 – 100,000 lbs     5" P-401 + 10" P-209 Base

It is important to note that while the FAA requires a stabilized base for those pavements that support aircraft operations with MGTOWs that are greater than 100,000 lbs, the number of such operations is minimal for those airports shown in Appendix H3. As a result, the cost of a stabilized base is excluded in the development of the unit costs for ALDOT’s PMP update. However, based on the Engineer’s future design and aircraft fleet mix development, project-level construction work could include the use of a stabilized base at that time.



**M&R Unit Costs**

Paving projects typically include additional project costs like mobilization, design, construction administration and inspections, and drainage improvements. A summary of non-direct pavement construction line items has been included in the unit costs in Tables 5 and 6 as described below. These non-direct items are expressed as a percentage of the total component costs for each activity.

These non-direct pavement construction items were developed from API’s extensive experience with APMP project cost estimation. These percentages may vary for Alabama airport construction projects; however, since the direct pavement scope of work is estimated in a network-level evaluation, these conservative estimates serve as a good starting point for the development of realistic total project costs and annual APMP budgets for ALDOT. For repair activities such as Mill & Overlay, which typically do not include significant drainage work, the corresponding multiplier was reduced by 50 percent. The non-direct cost factors are presented in Table 2.

**Table 2: Cost Factors.**

Factor	Function of	Estimate		
		Preservation	Rehabilitation	Reconstruction
Mobilization	All costs, less design	10%	10%	10%
Drainage Improvements	Paving costs	-	4%	8%
Contingency	All costs, less mobilization and design	10%	20%	20%
Design & CM	All costs, less mobilization and design	15%	20%	20%

The M&R unit costs for maintenance, preservation, and repair activities were developed from the RSMMeans cost data and are presented in the following section.

**Maintenance**

The maintenance activities include crack seal, and full and partial-depth patching. The unit costs are presented in Table 3.

**Table 3: Unit Costs for Maintenance.**

Activity	Unit Cost	Unit
Seal Cracks - AC	\$3.95	lf
AC Full-Depth Patching	\$25.05	sf
AC Partial-Dept Patching	\$16.28	sf
Seal Cracks – PCC	\$6.00	lf
PCC Full-Depth Patching	\$35.00	sf
PCC Partial-Depth Patching	\$175.00	sf
Jt. Seal	\$8.00	lf
Slab Replacement	\$20.00	sf

**Preservation**

The unit costs for the surface treatments are presented in Table 4. They include sealing of cracks and application of pavement markings.

*Table 4: Unit Costs for Preservation Activities.*

Activity	Unit Cost	Unit
Runway Surface Treatment	\$0.57	sf
Taxiway and Apron Surface Treatment	\$0.88	sf

**Rehabilitation and Reconstruction**

As discussed previously, repair activities are also divided into rehabilitation and reconstruction. The unit costs for airport repair for the Northern Region (Birmingham Area) and Southern Region (Montgomery Area) are shown in Tables 5 and 6, respectively.

*Table 5: Unit Costs for Repair Activities, Northern Region.*

Activity Type	Activity	MGTOW, thousand lbs		
		12.5	12.5-30	30-100
Rehabilitation	2" AC OL	\$3.78		\$4.19
	Mill 2" & 2" AC OL	\$4.15		\$4.56
	Mill 2" & 3" AC OL	\$5.18		\$5.79
Reconstruction	AC Reconstruction	\$8.40	\$9.10	\$10.91

*Table 6: Unit Costs for Repair Activities, Southern Region.*

Activity Type	Activity	MGTOW, thousand lbs		
		12.5	12.5-30	30-100
Rehabilitation	2" AC OL	\$3.54		\$3.91
	Mill 2" & 2" AC OL	\$3.90		\$4.27
	Mill 2" & 3" AC OL	\$4.82		\$5.37
Reconstruction	AC Reconstruction	\$7.63	\$8.25	\$9.87

**Appendix H2**  
**Component Costs for Repair**

Activity Type	Unit	Birmingham (Northern)	Montgomery (Southern)	Comments
Milling 1" to 3"	SY	\$2.08	\$2.01	
Pavement Demolition	SY	\$6.34	\$6.12	
Haulage - For Demolition & AC	CY	\$6.08	\$5.87	
Haulage for 12" Thick Demolition	SY	\$2.03	\$1.96	
Haulage for 2" Thick AC Paving	SY	\$0.34	\$0.33	
Haulage for 3" Thick AC Paving	SY	\$0.51	\$0.49	
Haulage for 4" Thick AC Paving	SY	\$0.68	\$0.65	
AC Wearing Course	Ton	\$97.42	\$86.90	
AC Binder Course	Ton	\$87.80	\$78.17	
P401 - For airports with >60 kip aircraft	Ton	\$116.90	\$104.28	Assumed P401 cost to be 20% greater than AC Wearing Course
6" Aggregate Base (P208)	SY	\$10.17	\$9.12	
8" Aggregate Base (P208)	SY	\$13.29	\$11.89	
6" P209 Aggregate Base	SY	\$12.20	\$10.94	Assumed P209 cost to be 20% greater than P208
8" P209 Aggregate Base	SY	\$15.95	\$14.27	Assumed P209 cost to be 20% greater than P208
10" P209 Aggregate Base	SY	\$19.94	\$17.84	Direct multiplier for 10" from 8"
4" P154 Aggregate Base	SY	\$5.42	\$4.86	Assumed P154 cost to be 20% lower than P208
6" P154 Aggregate Base	SY	\$8.14	\$7.30	Assumed P154 cost to be 20% lower than P208
Pavement Markings	sf	\$1.48	\$1.39	

**Appendix H3  
Airport Category**

Region	City	FAA ID	Max Gross Weight (Thousand lbs)			Max GW	Category
			S	D	2D		
Birmingham	Reform	3M8	12.5	-	-	12.5	<= 12,500
	Fayette	M95	15.0	-	-	15.0	12,500-30,000
	Hamilton	HAB	15.0	-	-	15.0	12,500-30,000
	Scottsboro	4A6	15.0	-	-	15.0	12,500-30,000
	Alabaster	EET	16.0	-	-	16.0	12,500-30,000
	Centre-Piedmont	PYP	16.0	-	-	16.0	12,500-30,000
	Fort Payne	4A9	16.0	-	-	16.0	12,500-30,000
	Haleyville	1M4	20.0	-	-	20.0	12,500-30,000
	Hartselle	5M0	20.0	-	-	20.0	12,500-30,000
	Guntersville	8A1	24.0	-	-	24.0	12,500-30,000
	Cullman	CMD	30.0	-	-	30.0	12,500-30,000
	Russellville	M22	30.0	-	-	30.0	12,500-30,000
	Jasper	JFX	50.0	-	-	50.0	> 30,000
	Oneonta	20A	20.0	35.0	55.0	55.0	> 30,000
	Bessemer	EKY	60.0	60.0	-	60.0	> 30,000
	Albertville	8A0	60.0	90.0	130.0	130.0	> 30,000
	Madison	MDQ	60.0	75.0	140.0	140.0	> 30,000
	Decatur	DCU	75.0	125.0	150.0	150.0	> 30,000
	Tuscaloosa	TCL	61.0	87.0	168.0	168.0	> 30,000
	Gadsden	GAD	90.0	115.0	195.0	195.0	> 30,000
Montgomery	Floralda	0J4	-	-	-	-	<= 12,500
	Elba	14J	4.0	-	-	4.0	<= 12,500
	Headland	0J6	12.0	-	-	12.0	<= 12,500
	Roanoke	7A5	12.0	-	-	12.0	<= 12,500
	Greenville	PRN	15.0	-	-	15.0	12,500-30,000
	Union Springs	07A	15.0	-	-	15.0	12,500-30,000
	Wetumpka	08A	15.0	-	-	15.0	12,500-30,000
	Atmore	0R1	16.0	-	-	16.0	12,500-30,000
	Clanton	02A	16.0	-	-	16.0	12,500-30,000
	Eufaula	EUF	16.0	-	-	16.0	12,500-30,000
	Geneva	33J	16.0	-	-	16.0	12,500-30,000
	Greensboro	7A0	16.0	-	-	16.0	12,500-30,000
	Centreville	0A8	18.0	-	-	18.0	12,500-30,000
	Ashland-Lineville	26A	20.0	-	-	20.0	12,500-30,000
	Sylacauga	SCD	20.0	-	-	20.0	12,500-30,000
	St. Elmo	2R5	23.0	-	-	23.0	12,500-30,000
	Ozark	71J	-	25.0	-	25.0	12,500-30,000
	Camden	61A	27.0	-	-	27.0	12,500-30,000
	Bay Minette	1R8	28.0	-	-	28.0	12,500-30,000
	Foley	5R4	28.0	-	-	28.0	12,500-30,000
Tuskegee	06A	28.5	-	-	28.5	12,500-30,000	



**Appendix H3  
Airport Category**

Region	City	FAA ID	Max Gross Weight (Thousand lbs)			Max GW	Category
			S	D	2D		
Montgomery	Alexander City	ALX	30.0	-	-	30.0	12,500-30,000
	Dauphin Island	4R9	30.0	-	-	30.0	12,500-30,000
	Pell City	PLR	30.0	-	-	30.0	12,500-30,000
	Prattville	1A9	30.0	-	-	30.0	12,500-30,000
	Enterprise	EDN	-	-	-	-	> 30,000
	Evergreen	GZH	30.0	50.0	-	50.0	> 30,000
	Marion	A08	30.0	50.0	-	50.0	> 30,000
	Selma	SEM	33.0	54.0	-	54.0	> 30,000
	Fairhope	CQF	36.0	58.0	-	58.0	> 30,000
	Brewton	12J	40.0	60.0	-	60.0	> 30,000
	Demopolis	DYA	30.0	38.0	60.0	60.0	> 30,000
	Monroeville	MVC	70.0	-	-	70.0	> 30,000
	Auburn-Opelika	AUO	45.0	75.0	-	75.0	> 30,000
	Talladega	ASN	30.0	65.0	95.0	95.0	> 30,000
	Gulf Shores	JKA	80.0	100.0	-	100.0	> 30,000
	Troy	TOI	24.0	80.0	140.0	140.0	> 30,000
	Anniston	ANB	28.0	43.5	260.0	260.0	> 30,000
Andalusia-OPP	79J	98.0	160.0	275.0	275.0	> 30,000	

## **APPENDIX I**

### **PAVEMENT CAPITAL IMPROVEMENT PROGRAM**

I1: PCIP Summary

I2: Year 1 Maintenance Plan



**Appendix I1**  
**PCIP Summary**  
 Scottsboro Municipal Airport - Word Field (4A6)

Branch & Section	2021	2022	2023	2024	2025	2026	2027
A01-01	StopGap \$2286.25 Before:59.14 After:59.14	Required Project Major Below Critical \$474740.91 Before:56.93 After:100	Preventive \$257.83 Before:97.79 After:97.79	Preventive \$531.12 Before:95.58 After:95.58	Preventive + Required Project Global MR \$71871.37 Before:93.36 After:97.79	Preventive \$563.47 Before:95.58 After:95.58	Preventive \$870.56 Before:93.37 After:93.37
A01-02	StopGap \$326.33 Before:50.14 After:50.14	Required Project Major Below Critical \$60637.5 Before:47.93 After:100	Preventive \$26.41 Before:97.79 After:97.79	Preventive \$54.39 Before:95.58 After:95.58	Preventive + Required Project Global MR \$7360.66 Before:93.36 After:97.79	Preventive \$57.71 Before:95.58 After:95.58	Preventive \$89.16 Before:93.37 After:93.37
A01-03	Preventive \$129.42 Before:98.72 After:98.72	Preventive \$363.03 Before:96.51 After:96.51	Preventive + Required Project Global MR \$61864.06 Before:94.3 After:98.71	Preventive \$386.14 Before:96.5 After:96.5	Preventive \$648.75 Before:94.29 After:94.29	Preventive \$926.77 Before:92.08 After:92.08	Preventive \$1220.89 Before:89.87 After:89.87
R0422-01	Preventive + Required Project Global MR \$238503.6 Before:85.25 After:91.54	Preventive \$4755.72 Before:88.73 After:88.73	Preventive \$6407.42 Before:85.25 After:85.25	Preventive \$8341.1 Before:81.36 After:81.36	Preventive \$10284.45 Before:77.46 After:77.46	Preventive \$12073.58 Before:74.03 After:74.03	Preventive \$13551.77 Before:71.52 After:71.52

**Appendix I1  
PCIP Summary**

Scottsboro Municipal Airport - Word Field (4A6)

Branch & Section	2021	2022	2023	2024	2025	2026	2027
R0422-02	Preventive + Required Project Global MR \$10917.13 Before:86.96 After:92.61	Preventive \$190.68 Before:90.15 After:90.15	Preventive \$259.88 Before:86.97 After:86.97	Preventive \$344.63 Before:83.23 After:83.23	Preventive \$437.32 Before:79.27 After:79.27	Preventive \$523.76 Before:75.57 After:75.57	Preventive \$600.71 Before:72.57 After:72.57
TC01-01	StopGap \$261.52 Before:53.62 After:53.62	Required Project Major Below Critical \$54554.5 Before:48.98 After:100	Preventive \$10.95 Before:98.98 After:98.98	Preventive \$23.86 Before:97.85 After:97.85	Preventive + Required Project Global MR \$6588.44 Before:96.33 After:98.98	Preventive \$25.32 Before:97.85 After:97.85	Preventive \$44.45 Before:96.33 After:96.33
TC02-01	StopGap \$178.38 Before:60.27 After:60.27	Required Project Major Below Critical \$48664 Before:55.4 After:100	Preventive \$9.77 Before:98.98 After:98.98	Preventive \$21.29 Before:97.85 After:97.85	Preventive + Required Project Global MR \$5877.06 Before:96.33 After:98.98	Preventive \$22.58 Before:97.85 After:97.85	Preventive \$39.65 Before:96.33 After:96.33
THANG01-01	StopGap \$923.79 Before:52.47 After:52.47	Required Project Major Below Critical \$185201.5 Before:48.04 After:100	Preventive \$37.17 Before:98.98 After:98.98	Preventive \$81.02 Before:97.85 After:97.85	Preventive \$142.25 Before:96.33 After:96.33	Preventive \$225.57 Before:94.35 After:94.35	Preventive \$329.09 Before:91.99 After:91.99
THANG02-01	StopGap \$1074.24 Before:58.83 After:58.83	StopGap \$1341.89 Before:53.9 After:53.9	Required Project Major Below Critical \$282462.3 Before:49.21 After:100	Preventive \$56.74 Before:98.98 After:98.98	Preventive \$123.67 Before:97.85 After:97.85	Preventive \$217.14 Before:96.33 After:96.33	Preventive \$344.34 Before:94.35 After:94.35



**Appendix I1**  
**PCIP Summary**  
 Scottsboro Municipal Airport - Word Field (4A6)

Branch & Section	2021	2022	2023	2024	2025	2026	2027
TL01-01	Preventive \$516.84 Before:70.95 After:70.95	Preventive \$747.68 Before:67.85 After:67.85	Required Project Major Below Critical \$81343.18 Before:64.04 After:100	Preventive \$20.37 Before:98.98 After:98.98	Preventive \$44.4 Before:97.85 After:97.85	Preventive \$77.96 Before:96.33 After:96.33	Preventive \$123.63 Before:94.35 After:94.35
TTRW22-01	Preventive + Required Project Global MR \$6120.98 Before:91.02 After:95.63	Preventive \$71.18 Before:93.49 After:93.49	Preventive \$101.17 Before:91.02 After:91.02	Preventive \$134.68 Before:88.39 After:88.39	Preventive \$170.33 Before:85.75 After:85.75	Preventive \$205.99 Before:83.26 After:83.26	Preventive \$241.1 Before:80.98 After:80.98
TTRW4-01	Preventive + Required Project Global MR \$20065.81 Before:97.59 After:99.78	Preventive \$44.17 Before:98.78 After:98.78	Preventive \$89.98 Before:97.59 After:97.59	Preventive \$154.58 Before:95.98 After:95.98	Preventive \$241.35 Before:93.91 After:93.91	Preventive \$347.28 Before:91.49 After:91.49	Preventive \$467.76 Before:88.87 After:88.87

**Appendix I2**  
**Localized Maintenance Plan**  
Scottsboro Municipal Airport - Word Field (4A6)

Branch ID	Section ID	Policy	Distress Code	Description	Severity	Distress Qty	Distress Unit	Percent Distress	Work Description	Work Qty	Work Unit	Unit Cost	Work Cost
A01	01	Safety	45	DEPRESSION	Low	1,377	SqFt	1.28	No Localized M & R	0		\$0.00	\$0
A01	01	Safety	48	L & T CR	Low	7,386	Ft	6.86	No Localized M & R	0		\$0.00	\$0
A01	01	Safety	48	L & T CR	Medium	1,538	Ft	1.43	No Localized M & R	0		\$0.00	\$0
A01	01	Safety	52	RAVELING	Low	8,722	SqFt	8.1	No Localized M & R	0		\$0.00	\$0
A01	01	Safety	57	WEATHERING	Medium	98,929	SqFt	91.9	No Localized M & R	0		\$0.00	\$0
A01	02	Safety	48	L & T CR	Low	120	Ft	1.09	No Localized M & R	0		\$0.00	\$0
A01	02	Safety	48	L & T CR	Medium	22	Ft	0.2	No Localized M & R	0		\$0.00	\$0
A01	02	Safety	50	PATCHING	Low	212	SqFt	1.92	No Localized M & R	0		\$0.00	\$0
A01	02	Safety	50	PATCHING	Medium	62	SqFt	0.56	No Localized M & R	0		\$0.00	\$0
A01	02	Safety	52	RAVELING	Medium	2,977	SqFt	27	No Localized M & R	0		\$0.00	\$0
A01	02	Safety	57	WEATHERING	Low	5,019	SqFt	45.52	No Localized M & R	0		\$0.00	\$0
A01	02	Safety	57	WEATHERING	Medium	2,756	SqFt	25	No Localized M & R	0		\$0.00	\$0
R0422	01	Preventive	48	L & T CR	Low	9,379	Ft	2.34	No Localized M & R	0		\$0.00	\$0
R0422	02	Preventive	48	L & T CR	Low	314	Ft	1.71	No Localized M & R	0		\$0.00	\$0
TC01	01	Safety	48	L & T CR	Low	242	Ft	2.44	No Localized M & R	0		\$0.00	\$0
TC01	01	Safety	48	L & T CR	Medium	141	Ft	1.42	No Localized M & R	0		\$0.00	\$0
TC01	01	Safety	50	PATCHING	Medium	60	SqFt	0.6	No Localized M & R	0		\$0.00	\$0
TC01	01	Safety	52	RAVELING	Low	840	SqFt	8.47	No Localized M & R	0		\$0.00	\$0
TC01	01	Safety	57	WEATHERING	Medium	7,939	SqFt	80.04	No Localized M & R	0		\$0.00	\$0
TC02	01	Safety	48	L & T CR	Low	268	Ft	3.03	No Localized M & R	0		\$0.00	\$0
TC02	01	Safety	48	L & T CR	Medium	194	Ft	2.19	No Localized M & R	0		\$0.00	\$0
TC02	01	Safety	50	PATCHING	Low	500	SqFt	5.65	No Localized M & R	0		\$0.00	\$0
TC02	01	Safety	57	WEATHERING	Medium	6,731	SqFt	76.07	No Localized M & R	0		\$0.00	\$0
THANG01	01	Safety	45	DEPRESSION	Low	29	SqFt	0.09	No Localized M & R	0		\$0.00	\$0
THANG01	01	Safety	45	DEPRESSION	Medium	176	SqFt	0.52	No Localized M & R	0		\$0.00	\$0
THANG01	01	Safety	48	L & T CR	Low	1,325	Ft	3.94	No Localized M & R	0		\$0.00	\$0
THANG01	01	Safety	48	L & T CR	Medium	483	Ft	1.44	No Localized M & R	0		\$0.00	\$0
THANG01	01	Safety	50	PATCHING	Low	1,175	SqFt	3.49	No Localized M & R	0		\$0.00	\$0
THANG01	01	Safety	50	PATCHING	Medium	735	SqFt	2.18	No Localized M & R	0		\$0.00	\$0

**Appendix I2**  
**Localized Maintenance Plan**  
Scottsboro Municipal Airport - Word Field (4A6)

Branch ID	Section ID	Policy	Distress Code	Description	Severity	Distress Qty	Distress Unit	Percent Distress	Work Description	Work Qty	Work Unit	Unit Cost	Work Cost
THANG01	01	Safety	57	WEATHERING	Low	15,874	SqFt	47.14	No Localized M & R	0		\$0.00	\$0
THANG01	01	Safety	57	WEATHERING	Medium	15,882	SqFt	47.16	No Localized M & R	0		\$0.00	\$0
THANG02	01	Preventive	45	DEPRESSION	Low	183	SqFt	0.37	Patching - AC Full-Depth	241	SqFt	\$25.05	\$6,037
THANG02	01	Preventive	48	L & T CR	Low	1,186	Ft	2.38	No Localized M & R	0		\$0.00	\$0
THANG02	01	Preventive	48	L & T CR	Medium	1,112	Ft	2.23	Crack Sealing - AC	1,112	Ft	\$3.95	\$4,392
THANG02	01	Preventive	50	PATCHING	Low	180	SqFt	0.36	No Localized M & R	0		\$0.00	\$0
THANG02	01	Preventive	57	WEATHERING	Low	23,096	SqFt	46.28	No Localized M & R	0		\$0.00	\$0
THANG02	01	Preventive	57	WEATHERING	Medium	24,956	SqFt	50.01	No Localized M & R	0		\$0.00	\$0
TL01	01	Preventive	48	L & T CR	Low	467	Ft	2.61	No Localized M & R	0		\$0.00	\$0
TL01	01	Preventive	48	L & T CR	Medium	413	Ft	2.31	Crack Sealing - AC	413	Ft	\$3.95	\$1,631
TL01	01	Preventive	52	RAVELING	Low	400	SqFt	2.23	No Localized M & R	0		\$0.00	\$0
TTRW22	01	Preventive	48	L & T CR	Low	46	Ft	0.44	No Localized M & R	0		\$0.00	\$0
TTRWMID	01	Preventive	48	L & T CR	Low	140	Ft	1.32	No Localized M & R	0		\$0.00	\$0