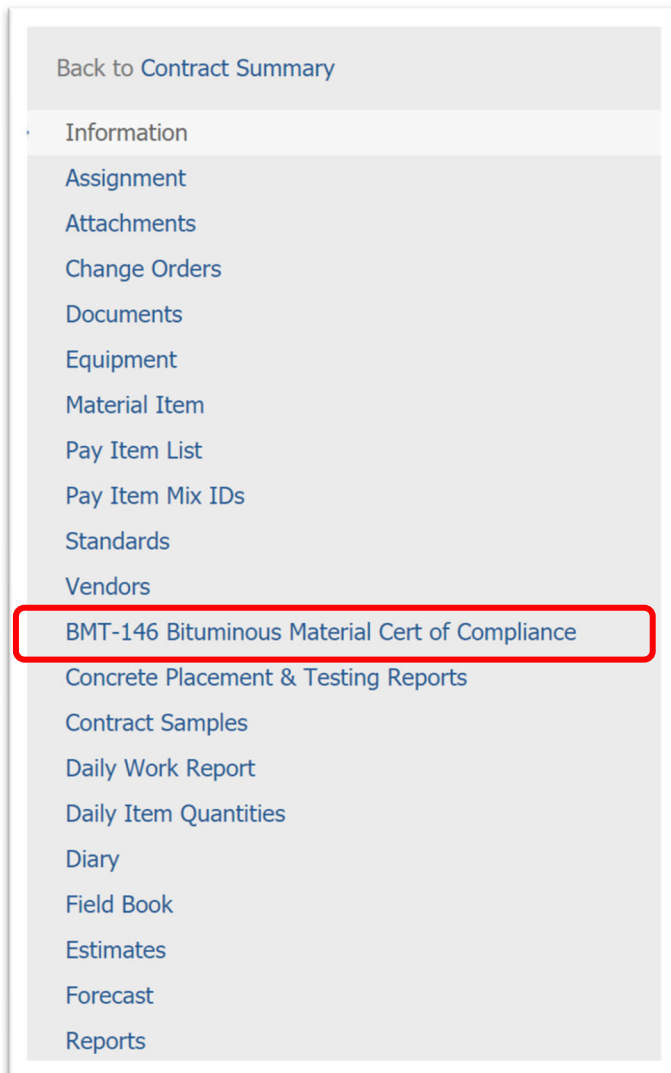


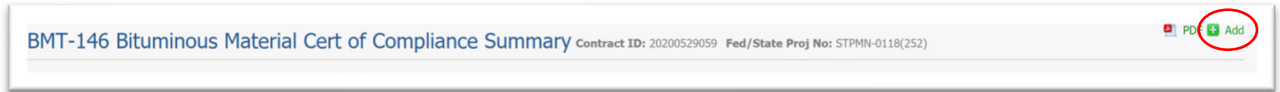
BMT-146 Bituminous Material Cert of Compliance (Area Construction Procedures)

The BMT-146 is the official ALDOT certificate of compliance that must be delivered with all liquid asphalt loads on ALDOT projects, as required by ALDOT-243. The following procedure gives step-by-step instructions for project personnel to associate a BMT-146 with a project in CAMMS upon delivery to the jobsite. Additional instructions for producers and Area Materials personnel are covered in separate procedures.

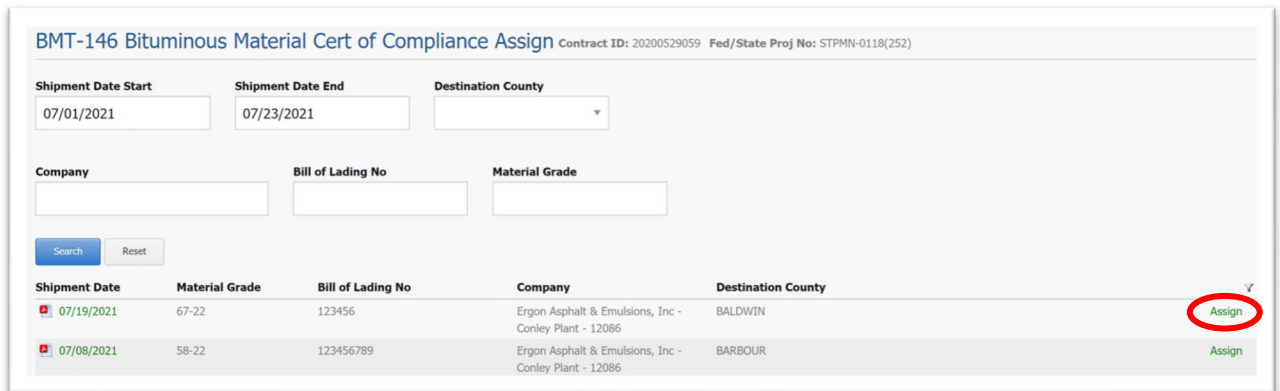
1. Open the CAMMS website (<http://cscamms03/camms> or, for outside the ALDOT network <https://cammsweb.dot.state.al.us/Account/Login>) and sign in to your account.
2. Click the “Construction” tab in the top process bar and select the Contract being worked on.
3. Select the “BMT-146 Bituminous Material Cert of Compliance” subprocess in the left frame.
 - a. NOTE: Not all subprocesses shown below may be visible on your screen.



- You will now see the BMT-146 Bituminous Material Cert of Compliance Summary screen, which displays a listing of BMT-146s that have been installed on this contract. If none have been installed yet, this screen will be blank. To add a new BMT-146 project installation, click the green "Add" button.

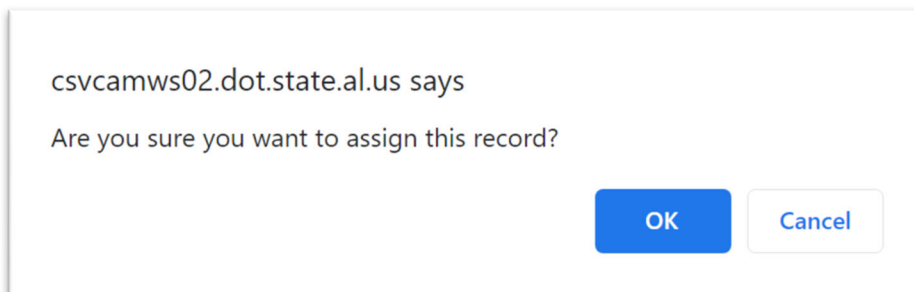


- Search for the BMT-146 in question using any of the options, then click Search. Click the "Assign" link on the correct BMT-146 to assign it to the contract.



- NOTE: Only BMT-146s that have been marked as Reviewed by the liquid asphalt producer will be displayed in the search results. If the BMT-146 you are looking for does not show up, it is most likely still in "Draft" status and the liquid asphalt producer should be contacted.

You will receive a prompt to confirm assignment.



6. Complete the required fields, indicated by the green asterisk:

BMT-146 Bituminous Material Cert of Compliance Projects Add Contract ID: 20180831017 Fed/State Proj No: ACRZ60413-ATRP(014)

Contract ID*	Project No*	Date Used/Transferred*	
20180831017	ACRZ60413-ATRP(014)		
Pay Item*	Sample Required?	Yes*	No*
	<input type="checkbox"/>	<input type="checkbox"/>	<input type="checkbox"/>
Gallons*	Weight (Lbs)*		
Material Code	Producer/Supplier		
Sample Type	Represented Qty	Sampled From	Intended Use
Sample Card No	Sample Date		
Sampled By	Submitted By		

a. NOTE: The Pay Item list will auto-populate with the active asphalt-related pay items on the selected project.

7. Selecting “Yes” for “Sample Required?” will unlock the remaining fields in the screen, allowing you to enter the basic information required for sample creation.

BMT-146 Bituminous Material Cert of Compliance Projects Add Contract ID: 20180831017 Fed/State Proj No: ACBRZ60413-ATRP(014)

Contract ID* 20180831017 Project No ACBRZ60413-ATRP(014) Date Used/Transferred*

Pay Item* Sample Required? Yes* No

Gallons* Weight (Lbs)*

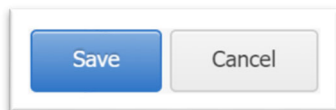
Material Code* Producer/Supplier* Hunt Refining Company

Sample Type* Represented Qty Sampled From* Intended Use

Sample Card No* Sample Date*

Sampled By* Submitted By*

8. When all required information has been entered, click the blue “Save” button at the bottom of the page. Click “Cancel” to discard all entries and return to the BMT-146 Detail page.



9. Your entry will be confirmed by a green check mark and “Success!”, as well as by the entry appearing in the list of Project Installations.

BMT-146 Bituminous Material Cert of Compliance Detail ✔ Success! Contract ID: 20180831017 Fed/State Proj No: ACBRZ60413-ATRP(014)

[BMT-146 Report](#)

General Information [Project Installations](#) [Attachments](#) [Status](#)

Project Installations Add

Contract ID	Project No	Date Used	Sample Card No	Pay Item	Gallons	Weight (Lbs)	Inspector	
20180831017	ACBRZ60413-ATRP(014)	08/19/2021	atwtest3	407B000	5,000.00	5,000.00	Waldrop, Andrew	Detail Delete

10. To view more detail on any project installation, click the “Detail” link on the line of the installation you wish to view.

Weight (Lbs)	Inspector	
5,000.00	Waldrop, Andrew	Detail Delete

11. You will now see the BMT-146 Projects Detail screen. By clicking the green “Edit” link on the right side of the screen, you can modify the number of gallons in this installation, without changing any of the other information.

BMT-146 Bituminous Material Cert of Compliance Projects Detail Contract ID: 20180831017 Fed/State Proj No: ACBRZ60413-ATRP(014)

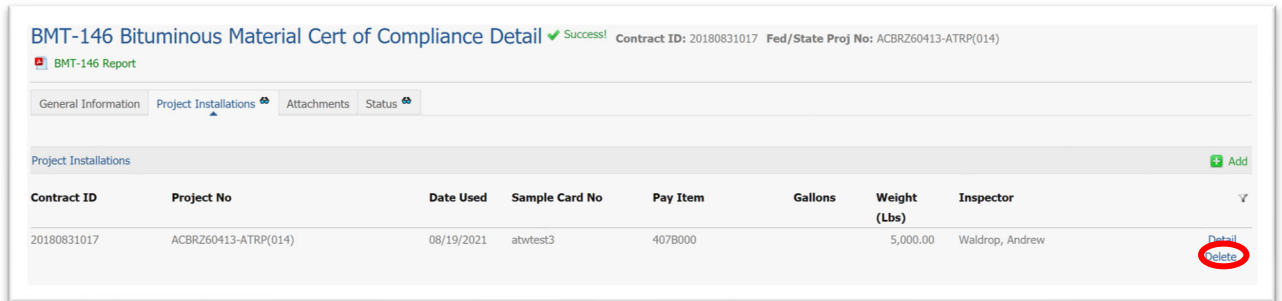
Project Detail [Edit](#)

Contract ID 20180831017	Project No ACBRZ60413-ATRP(014)	Date Used/Transferred 08/19/2021
Pay Item 407B000 - Joint Sealant For Hot Mix Asphalt Pavement	Sample Required? Yes	Sample Card No atvtest3
Gallons	Weight (Lbs) 5,000.00	

BMT-146 Bituminous Material Cert of Compliance Projects Edit Contract ID: 20180831017 Fed/State Proj No: ACBRZ60413-ATRP(014)

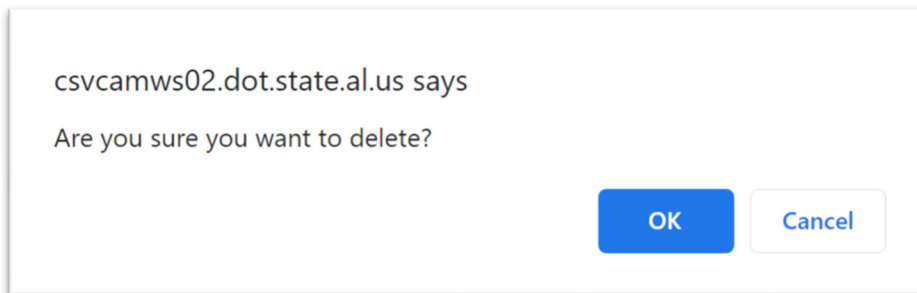
Contract ID 20180831017	Project No ACBRZ60413-ATRP(014)	Date Used/Transferred 08/19/2021
Pay Item 407B000 - Joint Sealant For Hot Mix Asphalt Pavement	Sample Required? Yes <input checked="" type="checkbox"/> No <input type="checkbox"/>	
Gallons <input type="text"/>	Weight (Lbs)* 5000.00	

12. To delete an entire project installation, return to the BMT-146 Bituminous Material Cert of Compliance Detail screen, and click “Delete” next to the installation you wish to remove.

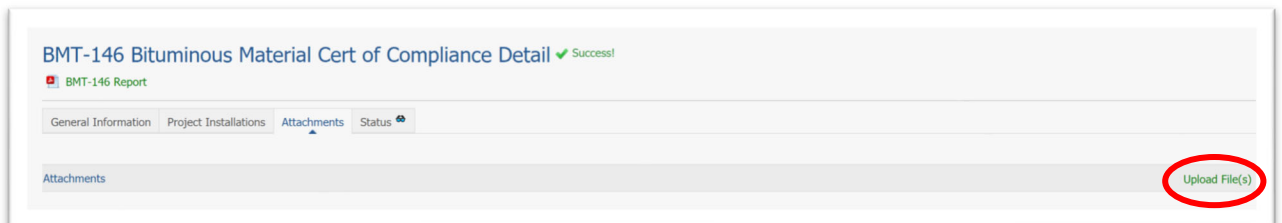


- a. NOTE: If a Sample Card Number is entered on a given BMT-146 and the record is subsequently deleted, the Sample Card No. must be removed manually via Test Methods. Before deleting a BMT-146 with a Sample Card No, write the number down and coordinate with the Lab of Jurisdiction to mark the sample “Entered in Error”.

You will receive a prompt to confirm deletion.



13. Any files uploaded by the liquid asphalt producer may be viewed on the Attachments tab of the BMT-146. Area Materials users may also upload any necessary attachments here by clicking the green “Upload files” link.



14. Click “Choose Files” to select the file(s) to be uploaded. A typical Windows dialogue box will open for you to locate on your computer the file to be uploaded.

BMT-146 Bituminous Material Cert of Compliance Attachments Upload

Files to Upload

Choose Files No file chosen

Save Cancel

15. Enter a title for the document, and any necessary remarks. When completed, click the blue “Save” button to upload, or press “Cancel” to remove the file.

BMT-146 Bituminous Material Cert of Compliance Attachments Upload

Files to Upload

Choose Files BMT-4 (5-11-01).pdf

Progress:

Selected File	Title*	Remark
BMT-4 (5-11-01).pdf	Certificate of Analysis	

Save Cancel

16. Upon save, you will see the green check mark and “Success!”, indicating a successful record save. A link to the file should be displayed under Attachments now.

BMT-146 Bituminous Material Cert of Compliance Detail ✔ Success!

BMT-146 Report

General Information Project Installations Attachments Status

Attachments Upload File(s)

File Name	Type
Certificate of Analysis	PDF

Edit Delete

17. The Status tab reflects the entire history of the BMT-146 from creation, with a listing of who modified it, on what date, and for what purpose.

BMT-146 Bituminous Material Cert of Compliance Detail

[BMT-146 Report](#)

General Information | Project Installations | Attachments | **Status**

Status

Status	Name	Date	Project No	Item Code	Sample Card No
Draft	Waldrop, Andrew	07/19/2021			
Reviewed	Waldrop, Andrew	07/20/2021			
Installed	Armstead, William Chance	07/20/2021	STPAA-HSIP-0223(504)	424A360	
Installed	Armstead, William Chance	07/20/2021	STPAA-HSIP-0223(504)	405A000	
Installed	Armstead, William Chance	07/20/2021	STPAA-HSIP-0223(504)	407B000	
Installed	Waldrop, Andrew	07/21/2021	RP-NH-HSIP-FMGR-0038(545)	424A279	
Installed	Waldrop, Andrew	07/23/2021	STPMN-0118(252)	405A000	atwtest3

18. To print the BMT-146 report, click on the “BMT-146 Report” link at the top of the screen.

BMT-146 Bituminous Material Cert of Compliance Detail ✔ Success! Contract ID: 20180831017 Fed/State Proj No: ACBRZ60413-ATRP(014)

[BMT-146 Report](#)

General Information | Project Installations | Attachments | Status

Project Installations Add

Contract ID	Project No	Date Used	Sample Card No	Pay Item	Gallons	Weight (Lbs)	Inspector
20180831017	ACBRZ60413-ATRP(014)	08/19/2021	atwtest3	407B000		5,000.00	Waldrop, Andrew

Detail Delete

Alternatively, return to the BMT-146 Summary screen and click on the Shipment Date link.


BMT-146 Bituminous Material Cert of Compliance Summary Contract ID: 20200529059 Fed/State Proj No: STPMN-0118(252)

[07/08/2021](#)


Shipment Date	Material Grade	Bill of Lading No	Company	Destination County	Project No	Status
07/08/2021	58-22	123456789	Ergon Asphalt & Emulsions, Inc - Conley Plant - 12086	BARBOUR	STPMN-0118(252)	Installed

Detail

19. The following is an example of a completed BMT-146 report with project installations:



Alabama Department of Transportation
BMT-146 Bituminous Material Certificate of Compliance
 BMT-146 Installed
 Shipment Date: 08/13/2021 ID: 10289



Kay Ivey
Governor

John R. Cooper
Transportation Director

Consignee: Vulcan Materials Company
 Destination County: CALHOUN
 Bill of Lading No: 1742569
 Gallons: 4,555.00
 Material Grade: 67-22
 Anti-Strip %:
 Brand:
 Silicone?: No

Transport No: 210
 Time Loaded: 08/13/2021 05:55 AM
 Loading Temp: 355 °F
 Net Weight(Lbs) of Load:
 Previous Load Grade: 67-22
 Tank No: 8
 Flash: 575 °F

The undersigned certified that this shipment does meet all the applicable requirements of the Alabama Department of Transportation for the grade of bituminous material shown. It is further certified that the transporting vehicle was inspected prior to loading and found to contain no contaminating material.

Hunt Refining Company - Tuscaloosa Plant - 12093
 Name of Company

PO Box 038995 Tuscaloosa, AL 35403
 Address of Company

/s/ Clay Naramore
 Signature of Authorized Representative

08/13/2021
 Date of Shipment

Project No	Contract ID	Pay Item	Gallons	Weight(Lbs)	Date	County	Inspector	Sample Card No
ACBRZ60413-ATRP (014)	20180831017	4078000 - Joint Sealant For Hot Mix Asphalt Pavement		5000	08/19/2021	COOSA	Waldrop, Andrew	atwtst3
Total:			0.00	5,000.00				

Date: 08/19/2021 09:58 AM

Page 1 of 1