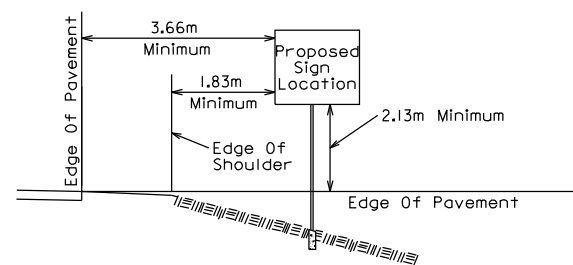
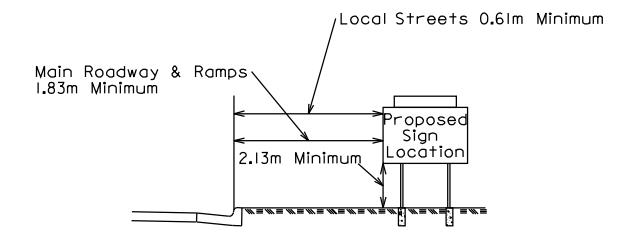


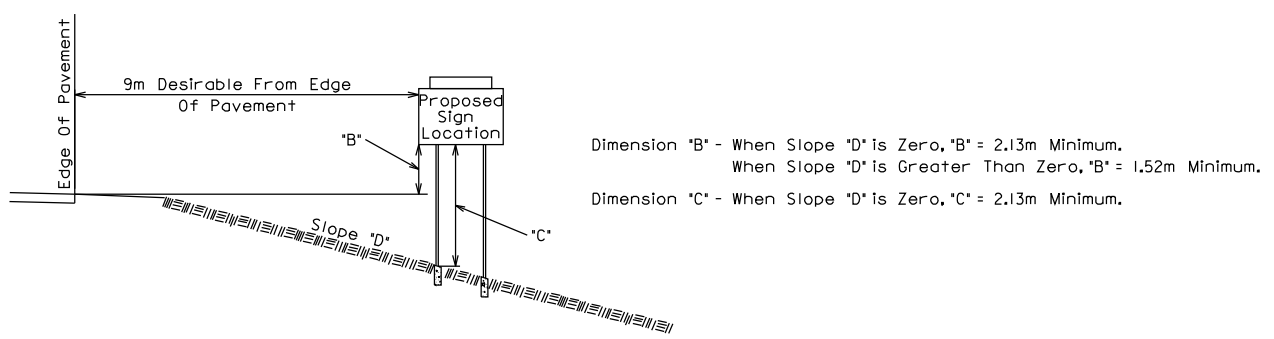
TYPICAL PLACEMENT OF SIGNS IN CUT SECTIONS



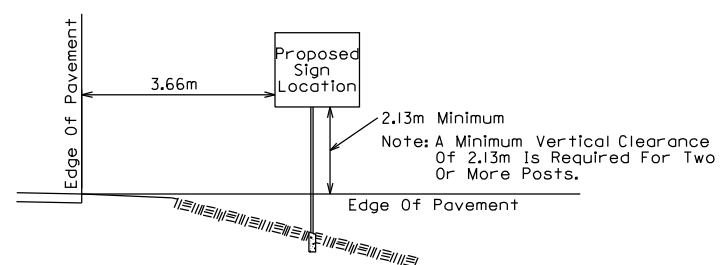
TYPICAL PLACEMENT OF SIGNS ADJACENT TO MAIN ROADWAY



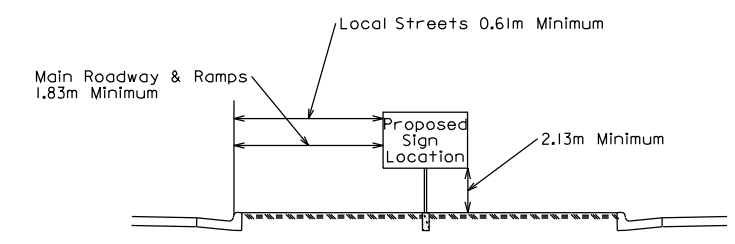
TYPICAL PLACEMENT OF SIGNS ADJACENT TO CURBED ROADWAYS



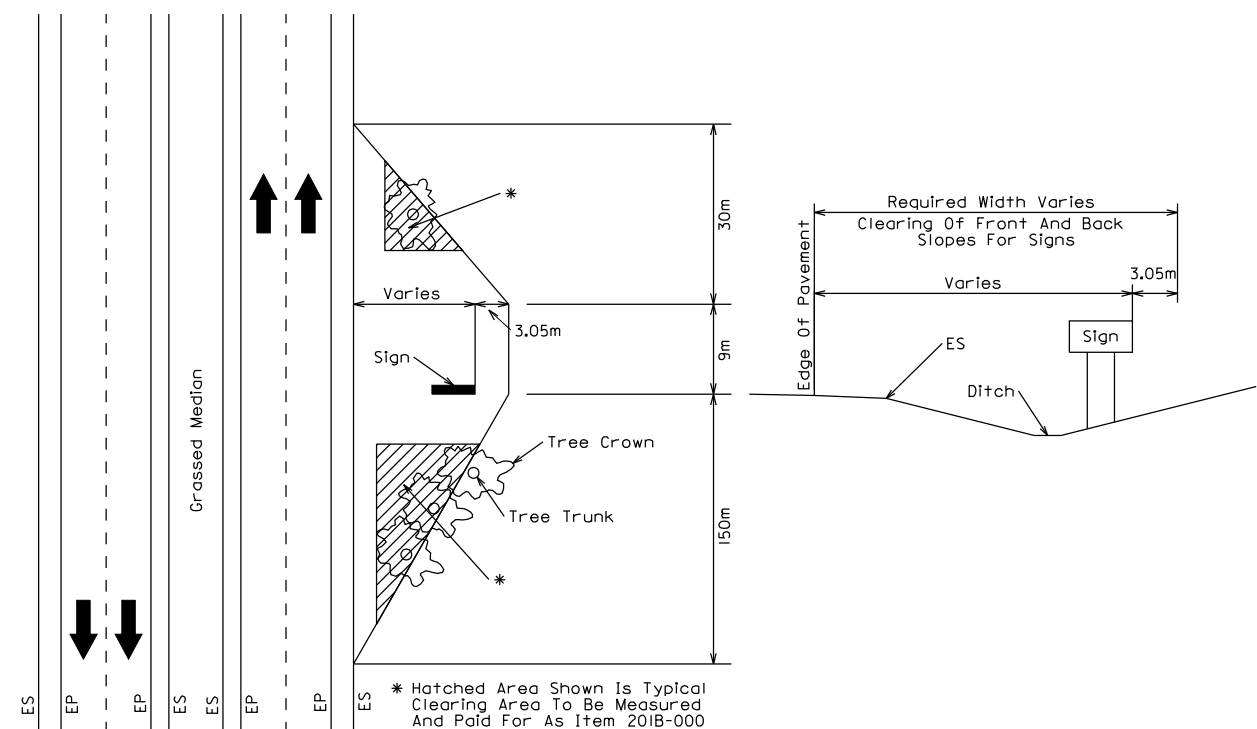
TYPICAL PLACEMENT OF SIGNS IN CUT SECTIONS



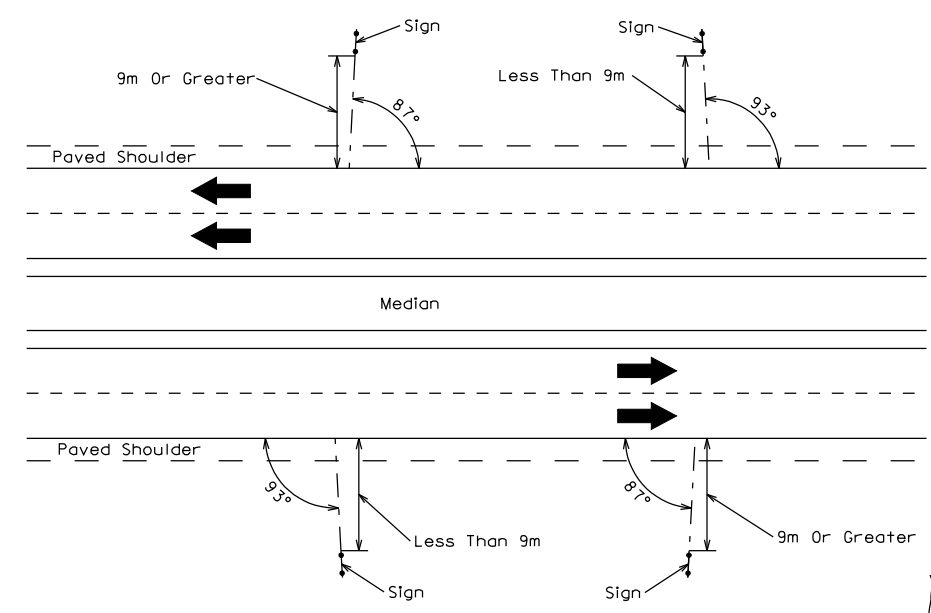
TYPICAL PLACEMENT OF SIGNS ADJACENT TO RAMPS AND CONNECTING ROADS



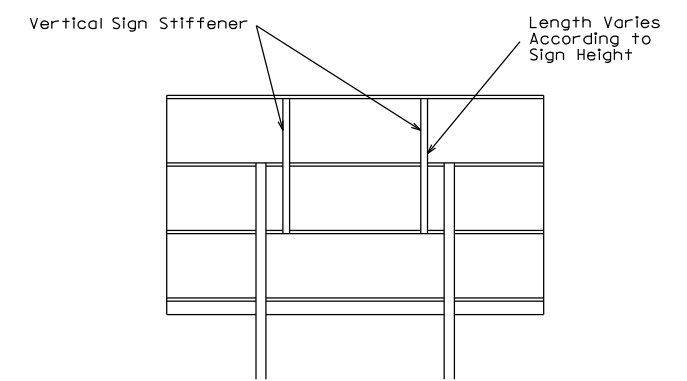
TYPICAL PLACEMENT OF SIGNS ADJACENT TO CURBED ROADWAYS



DETAIL SHOWING REQUIRED CLEARING ZONE FOR SIGNS AND DESIGNATION APPLICABLE TO SIGNS IN CUT AND FILL SECTIONS



TYPICAL POSITION OF CLASS 6 SIGNS IN RELATION TO MAIN ROADWAY



TYPICAL PLACEMENT OF VERTICAL SIGN STIFFENERS TO BE USED WITH EXISTING POST



--SPECIFICATIONS--
CURRENT ALABAMA DEPARTMENT OF TRANSPORTATION

THIS DRAWING REPRESENTS DESIGNS PREPARED FOR USE BY THE ALABAMA DEPARTMENT OF TRANSPORTATION AND IS NOT TO BE COPIED, REPRODUCED, ALTERED, OR USED BY ANYONE, OR ANY ORGANIZATION, WITHOUT THE EXPRESSED WRITTEN CONSENT OF THE ALABAMA DEPARTMENT OF TRANSPORTATION REPRESENTATIVE AUTHORIZED TO APPROVE THIS USE. ANYONE MAKING UNAUTHORIZED USE OF THIS DRAWING MAY BE PROSECUTED TO THE FULLEST EXTENT OF THE LAW.

REVISIONS	<p>ALABAMA DEPARTMENT OF TRANSPORTATION 1409 COLISEUM BOULEVARD MONTGOMERY, AL 36130-3050</p> <p>DESIGN BUREAU SPECIAL DRAWING</p> <p>STANDARD DETAILS FOR GROUND MOUNTED SIGNS</p> <p>SPECIAL DRAWING NO.</p>	INDEX NO.
<p>DRAWN BY: _____</p> <p>DATE DRAWN: 1/14/2013</p>		
SPECIAL PROJECT DETAIL		