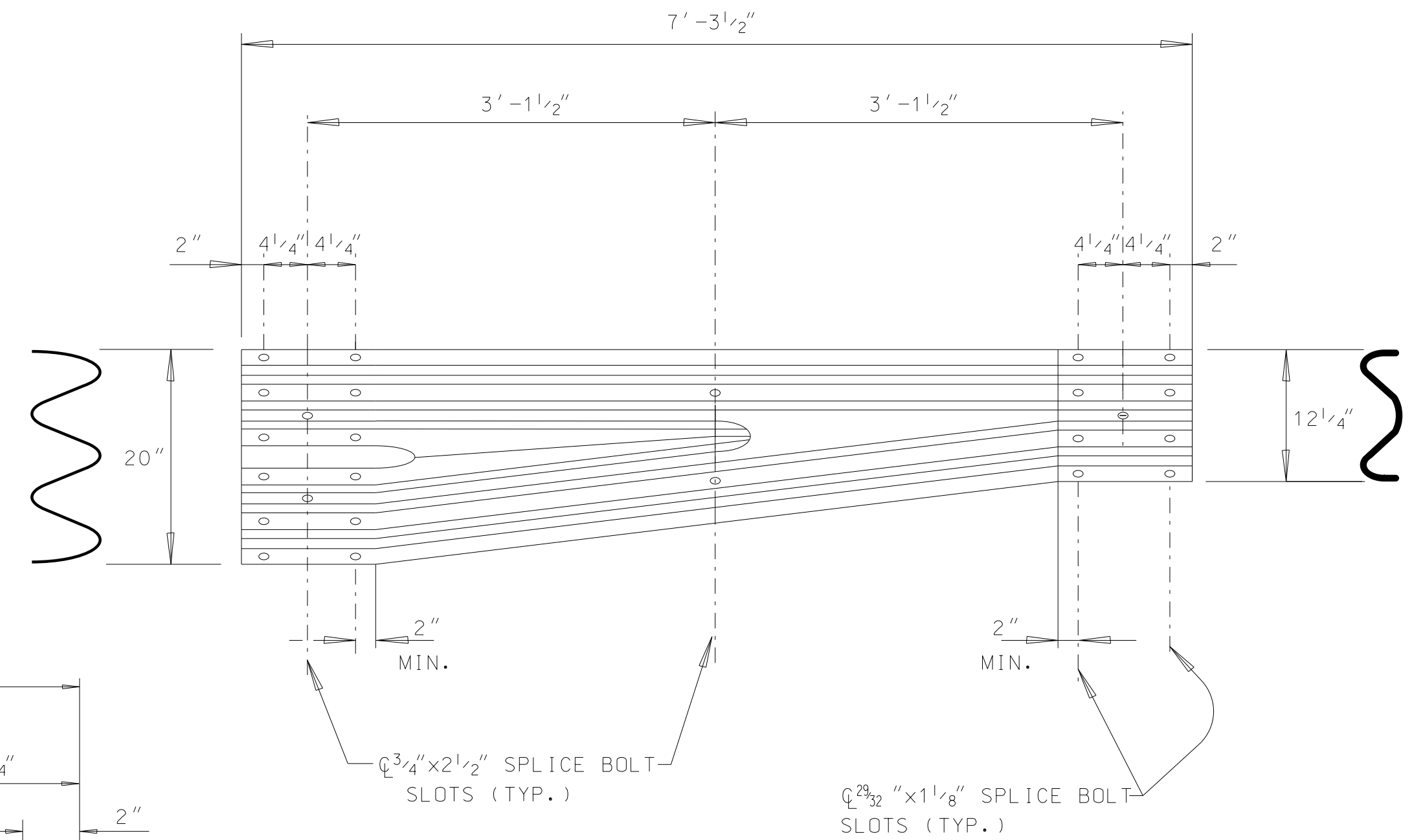


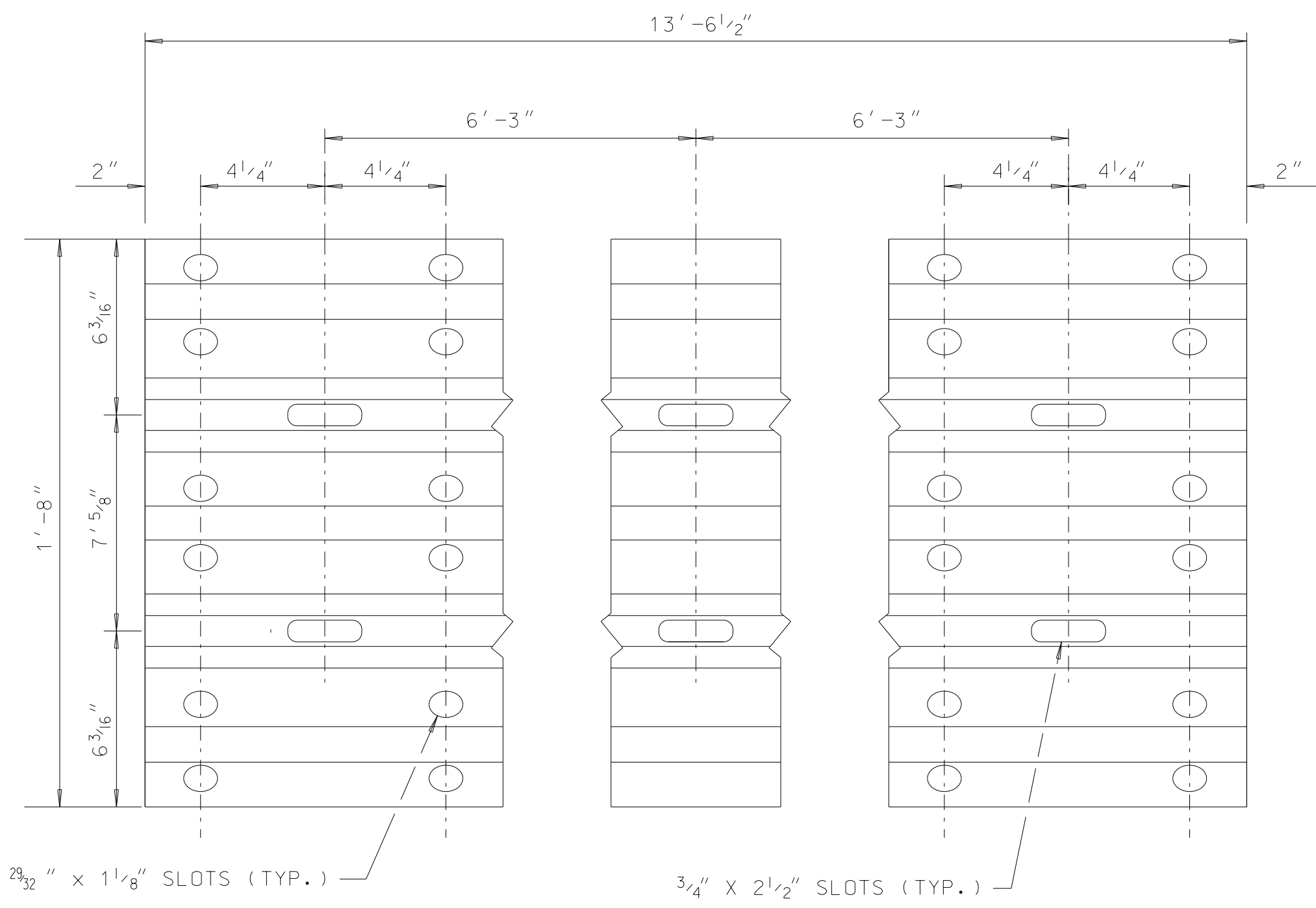
PLAN



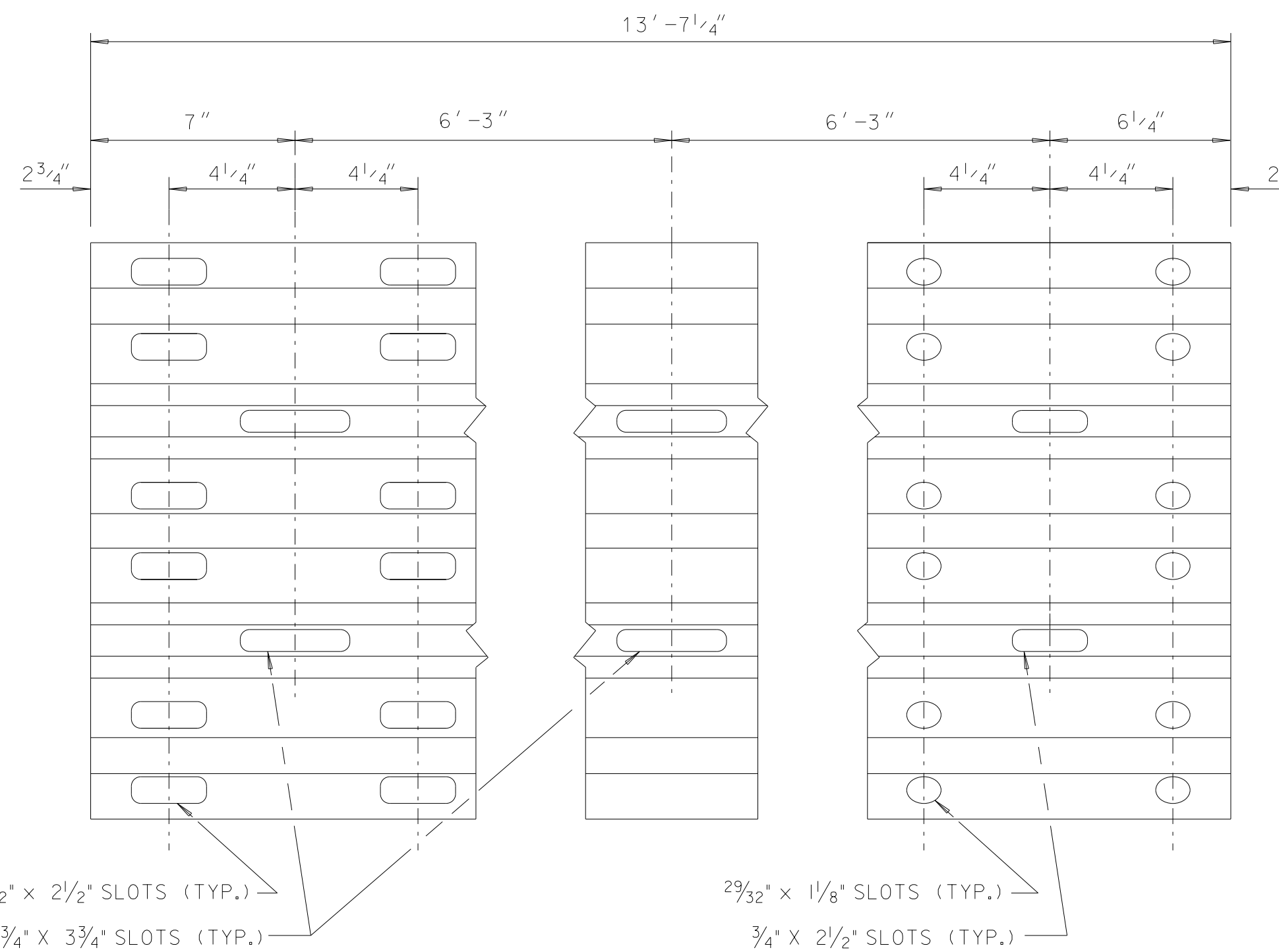
W THRIE-BEAM TRANSITION SECTION

GENERAL NOTES:

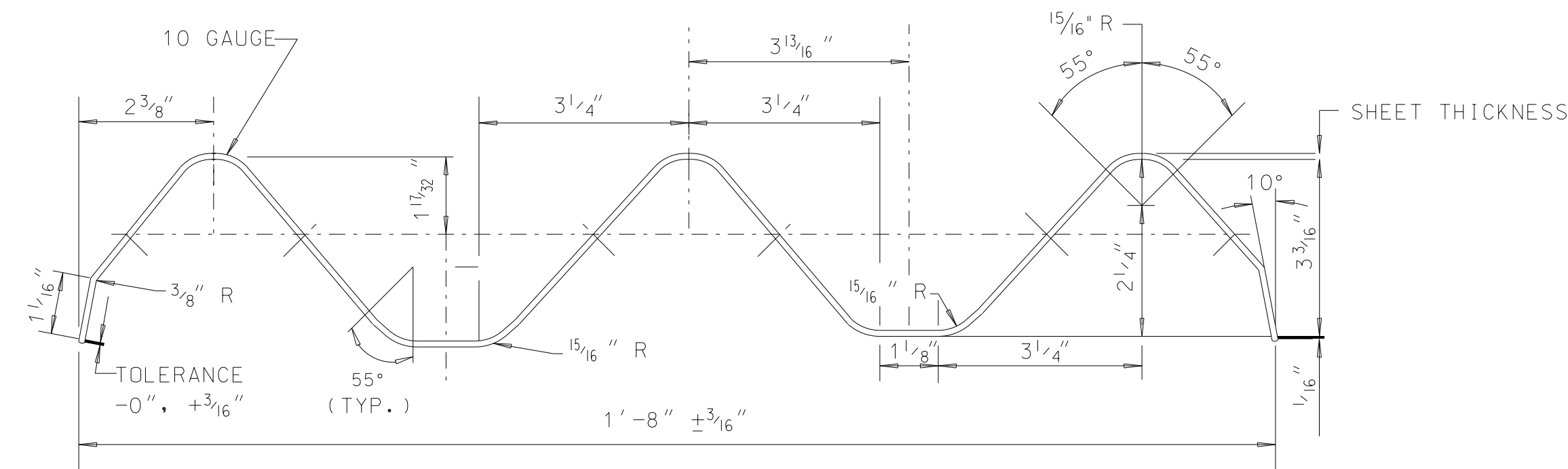
1. THE THRIE-BEAM BRIDGE RAIL RETROFIT WILL BE PAID AS ITEM 630A-023, STEEL BEAM GUARDRAIL, CLASS B, TYPE 2 (THRIE BEAM BRIDGE RAIL RETROFIT), PER LIN. FT. PAYMENT SHALL INCLUDE ALL MATERIALS AND WORK TO INSTALL THE RETROFIT ON THE BRIDGE AND APPROACHES WITHIN THE LIMITS OF PAY SHOWN.
2. ADHESIVE ANCHORS SHALL BE INSTALLED PER MANUFACTURER'S SPECIFICATIONS.
3. BRIDGE CONNECTION OPTION 1, 2, OR A COMBINATION OF THE OPTIONS MAY BE USED TO CONNECT THE GUARD RAIL POST TO THE BRIDGE RAIL DECK.
4. PLACE GUARDRAIL REFLECTOR IN THE UPPER VALLEY OF THE THRIE-BEAM LOCATED AT FIFTH POST.
5. THE DEPARTURE END APPLICATION SHALL BE USED ONLY ON DIVIDED HIGHWAYS. FOR ALL OTHER SITUATIONS, THE APPROACH END APPLICATION SHALL BE USED ON BOTH ENDS OF THE BRIDGE PARAPET.
6. SPACING OF STEEL POSTS MAY NEED TO BE REDUCED TO ACCOMMODATE LINING UP POSTS AT THE END OF THE PARAPET.
7. ALL HARDWARE, INCLUDING BASE PLATES, NUTS, BOLTS, WASHERS AND ADHESIVE ANCHORS SHALL BE GALVANIZED.



THRIE-BEAM ELEVATION



THRIE-BEAM EXPANSION ELEMENT



THRIE-BEAM SECTION

--SPECIFICATIONS--
 CURRENT ALABAMA DEPARTMENT OF TRANSPORTATION

THIS DRAWING REPRESENTS DESIGNS PREPARED FOR USE BY THE ALABAMA DEPARTMENT OF TRANSPORTATION AND IS NOT TO BE COPIED, REPRODUCED, ALTERED, OR USED BY ANYONE, OR ANY ORGANIZATION, WITHOUT THE EXPRESSED WRITTEN CONSENT OF THE ALABAMA DEPARTMENT OF TRANSPORTATION REPRESENTATIVE AUTHORIZED TO APPROVE THIS USE. ANYONE MAKING UNAUTHORIZED USE OF THIS DRAWING MAY BE PROSECUTED TO THE FULLEST EXTENT OF THE LAW.

REVISIONS
 1. Revised Section 'A-A' Upper Bottom-Right changed 'VARIES, 11" MAX.' to 'VARIES, 10" MAX.' on 06-06-18 by J.F.T.
 2. Changed Thrie-Beam to Wide-Beam Transition on 09-25-18 by L.R.M.

ALABAMA DEPARTMENT OF TRANSPORTATION
 1409 COLISEUM BOULEVARD
 MONTGOMERY, AL 36130-302*

DESIGN BUREAU SPECIAL DRAWING
 DETAILS OF THRIE-BEAM BRIDGE RAIL RETROFIT

SPECIAL DRAWING NO.
 SPECIAL PROJECT DETAIL (SHEET 1 OF 2)

Bureau Std. Eng. W.W.A.
 DRAWN BY: J.F.T. DATE DRAWN: _____

INDEX NO.
 XXX

NOT TO SCALE